

Projekt DataWiz

Forschungsbegleitende wissensbasierte und prozedurale
Unterstützung des Forschungsdatenmanagements

Martin Kerwer, Ronny Bölter, Ina Dehnhard, Armin Günther, Erich Weichselgartner
Leibniz-Zentrum für Psychologische Information und Dokumentation (ZPID), Trier

PsychData – Forschungsdatenzentrum für die Psychologie

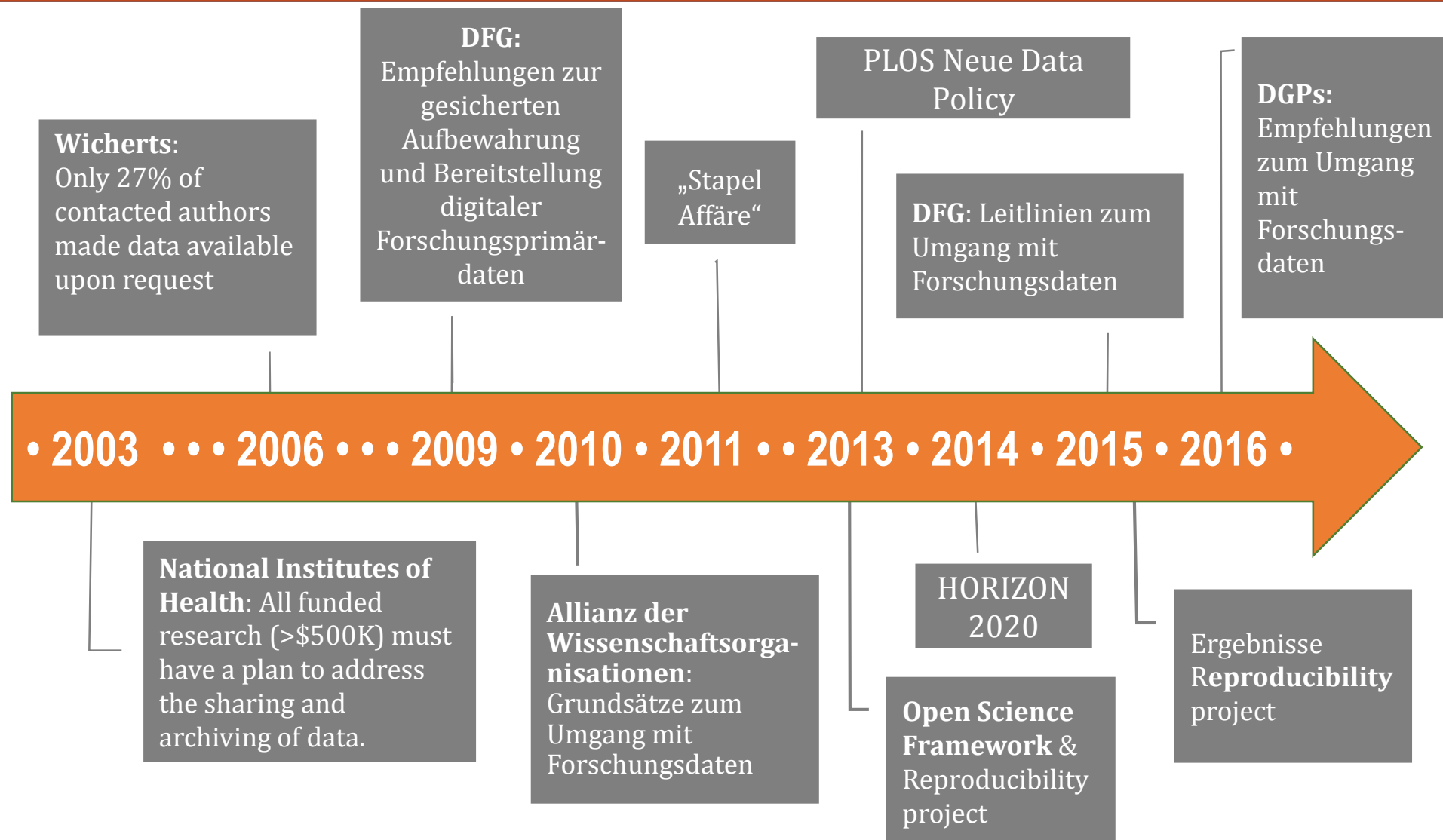
- Speziell auf die psychologische Forschung ausgerichtete Data Sharing Plattform
- 2002 durch das ZPID entwickelt
- durch RatSWD akkreditiertes Datenzentrum



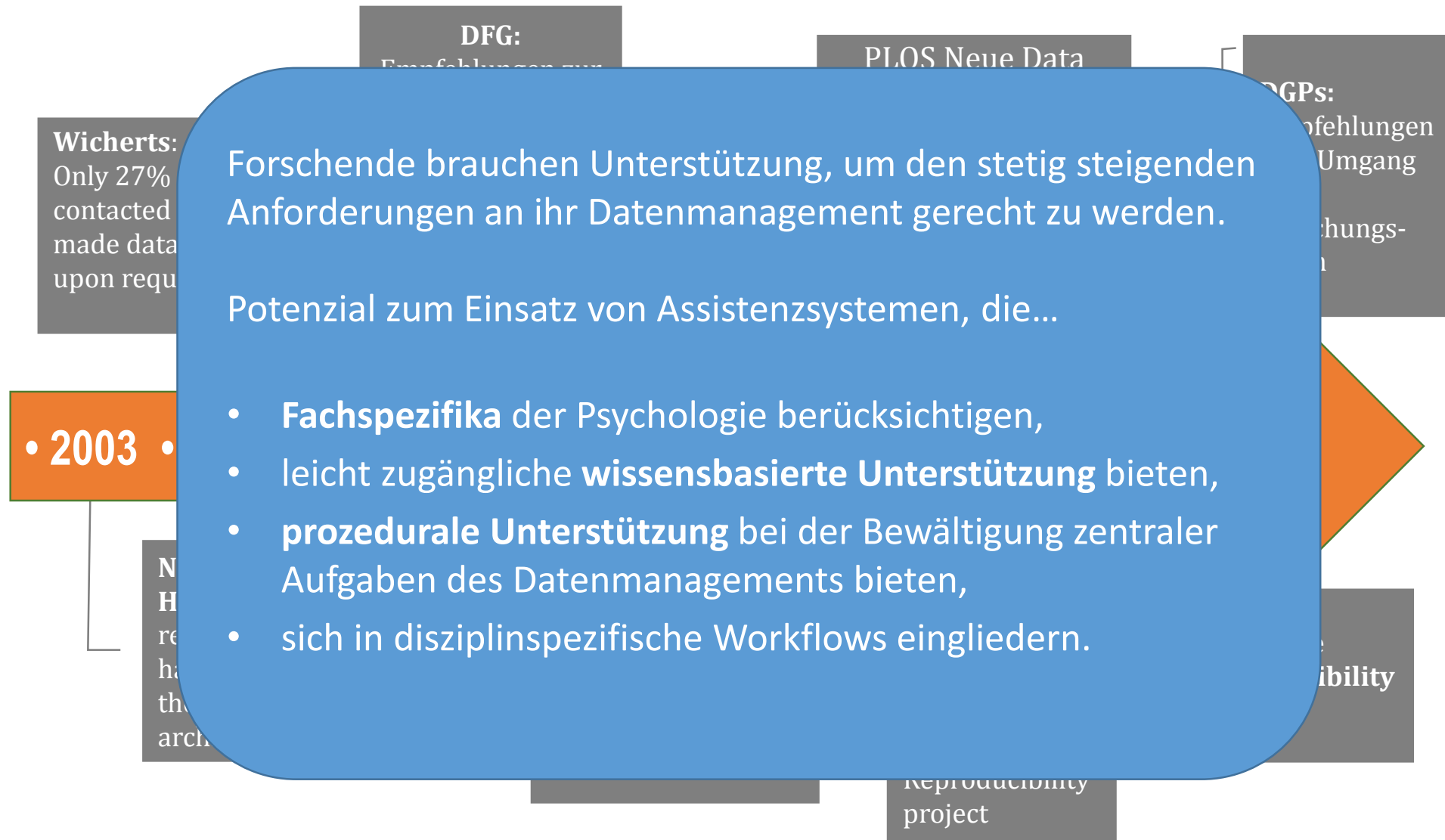
Erfahrung

- Angebot eines FDZ alleine ist nicht ausreichend.
- **Unterstützung im Datenmanagement wird benötigt.**
- **Unterstützung sollte frühzeitig im Forschungsprozess verankert werden und durchgängig erfolgen.**


Ausgangspunkt - Steigende Anforderungen



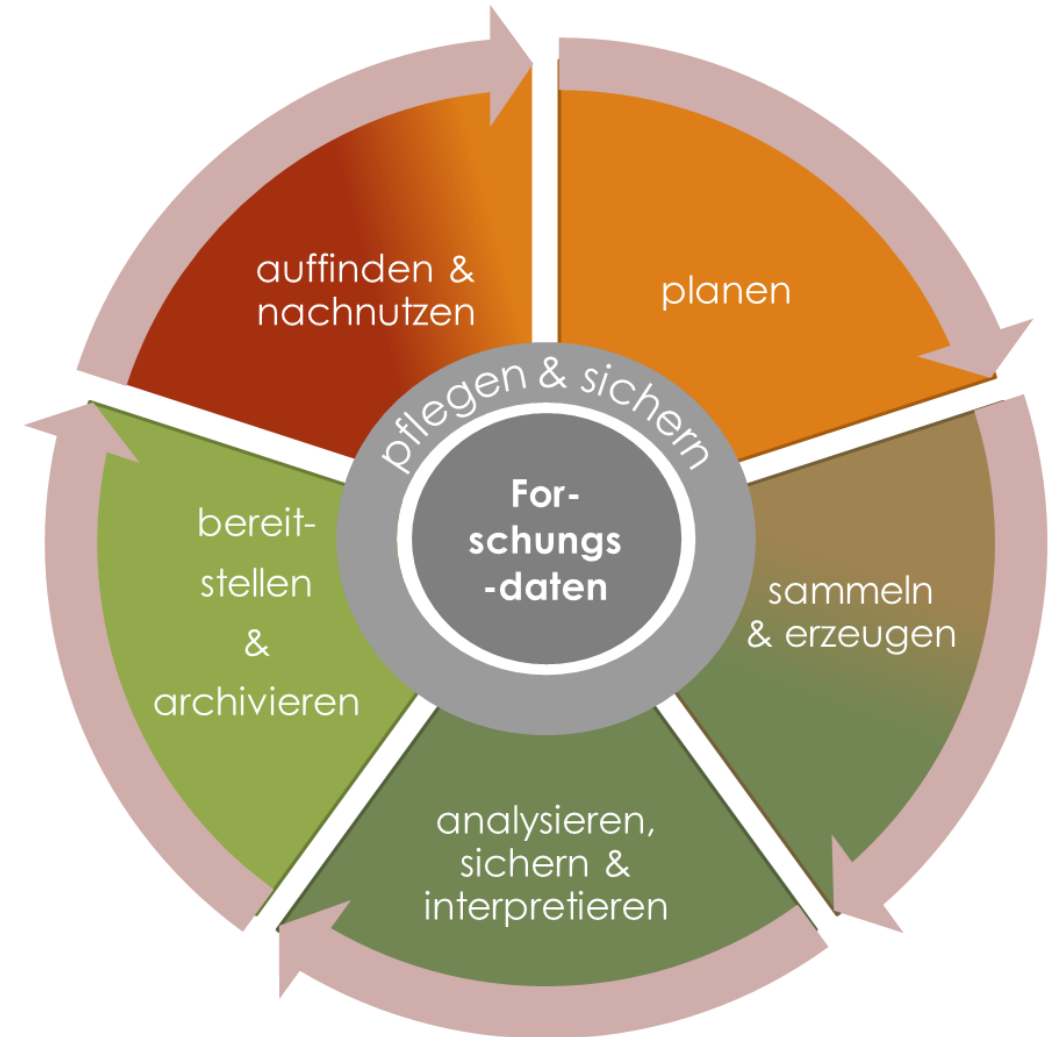
Ausgangspunkt - Steigende Anforderungen





- **Ziel:**
 - Entwicklung eines Assistenzsystems zur forschungsbegleitenden Unterstützung psychologischer Forscher in ihrem Datenmanagement
- **Förderung:** 
- **Laufzeit:** 01.11.2015 – 31.10.2017
- **Projektleiter:** PD Dr. Erich Weichselgartner

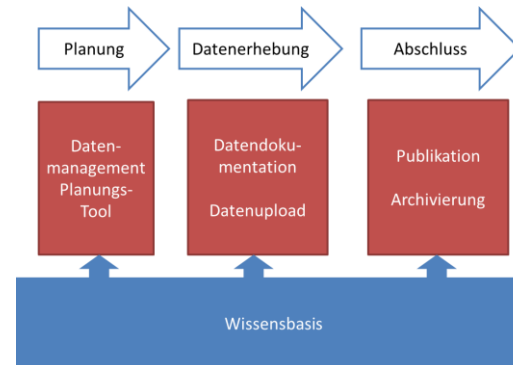
Data-Life-Cycle ist eine hilfreiche Darstellung, welche verschiedenen Stufen die Forschungsdaten während des Forschungsprozesses durchlaufen.



Ball, A., 2012. *Review of Data Management Lifecycle Models*. Other. University of Bath,
<http://opus.bath.ac.uk/28587/>

- **Vermeidung von Redundanz in...**

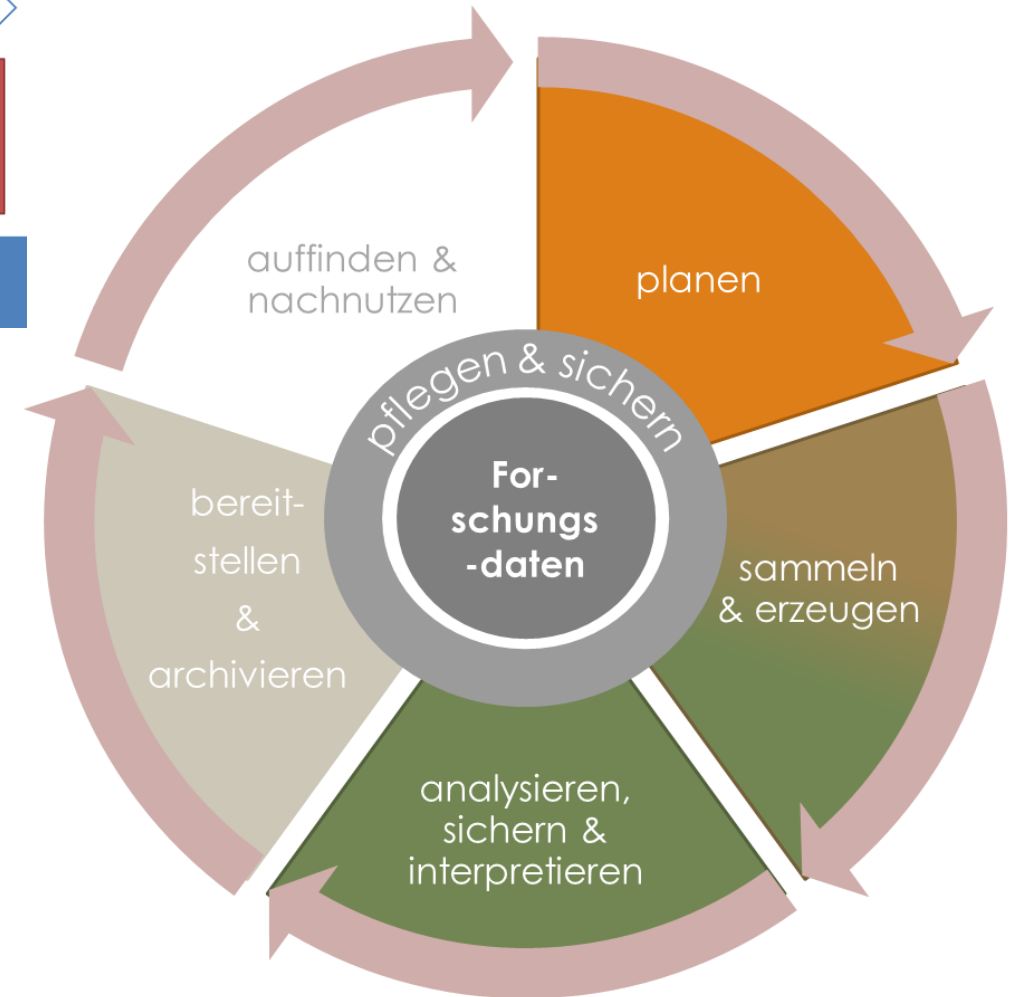
- Datenmanagementplanung
- Datendokumentation
- Datenbereitstellung



- DataWiz verbindet

1. Datenobjektdokumentation (Versionierung) mit Variablendokumentation,
2. Variablendokumentation mit Studiendokumentation,
3. Studiendokumentation mit Projektdokumentation.

- Kollaboratives Arbeiten



🏠 > Produkte > Tests > Leistungstests > Jugendliche und Erwachsene > 1 Nutzung

- Separat zugänglich über datawiz.zpid.de
- kontextsensitiv verlinkt im web-basierten Assistenzsystem



Einsatzbereich

Der FAKT-II dient der adaptiven Ermittlung der individuellen Konzentrationsfähigkeit. Die Anwendungsbereiche des FAKT-II liegen in der Eignungsdiagnostik, der Arbeits- und Betriebspsychologie, Klinischen Psychologie, Schulpsychologie, Pädagogischen Psychologie, Verkehrspsychologie, Sportpsychologie, im neuro- und pharmakopsychologischen Bereich, in der Psychiatrie sowie in der Grundlagenforschung.

Third party rights:

No

i Are external research data or software employed, which are subject to copyright, patent law or other intellectual property rights? More information on [copyright of third parties](#).

DataWiz
manage your data

Contact | About Us | Terms of Use

Home | Before Collection | Data Collection | After Collection

Copyright of Third Parties

Copyright of third parties, such as publishers of psychometric tests, software providers or private sponsors, should be considered while planning your study but also while planning the accessibility of your research data.

- **Publishers of psychometric tests** hold the copyright on the wording of their test items. Thus, publishing and redistributing the exact wording of test items (e.g. as label in your SPSS file or as variable labels in your codebook) can be regarded as infringements of copyright. In this case you should not include the exact wording of an item but only refer to items in a way that other users can identify the relevant items with help of the test manual.
 - e.g. do NOT include: *Beck's Depression Inventory: [Item Wording]*
 - use instead: *Beck's Depression Inventory: [Manual Item number]*
- Please note that approval of original authors/copyright holders also has to be obtained when a copyright protected test is translated. If you have plans to publish test standardization data of a psychometric test, entitlements of the test publisher have to be considered.
- Copyright of **software providers** may also be relevant. The software itself or internal information on underlying algorithms which is not freely available may not be distributed without the software provider's approval.
- If third parties like **private sponsors** (e.g. enterprises or contract research) are involved or if researchers collaborate across different institutions, copyright on research data and patents derived from the research should be settled before data collection starts.
- If your study involves secondary use of data you should also comply with the regulations outlined in the knowledge base's section on [reusing data](#) and (if applicable) data use agreements between you and the repository that provided the data.

Further Resources

- Forschungsdaten-Bildung offer further information on [documentation of copyright protected research instruments](#) (available in German only).

Retrieved from Testzentrale.de URL: <https://www.testzentrale.de/shop/testkit-inkl-50-nutzungen-und-manual-69351.html>

Retrieved from URL: <https://datawiz.zpid.de/>

Projekt 1

Beschreibung:

Mit "Projekt 1" wurde folgendes Zielstellung verfolgt: Neben einer Hauptdatenerhebung wurden im Rahmen von Abschlussarbeiten folgende Teilaspekte untersucht:

Forschende:

Dr Max Mustermann , M.Sc. Erika Mustermann , B.Sc. Otto Normalverbraucher

Studienübersicht:

Studien anzeigen/ausblenden

Studie 1

Beschreibung:

Hauptdatenerhebung

Forschende:

M.Sc. Erika Mustermann , Dr Max Mustermann

Studie 2

Beschreibung:

Abschlussarbeit von Herrn Otto Normalverbraucher im Rahmen des Forschungsprojekts "Projekt 1"

Forschende:

B.Sc. Otto Normalverbraucher

Projektmitarbeiter:

Projektmitarbeiter anzeigen/ausblenden

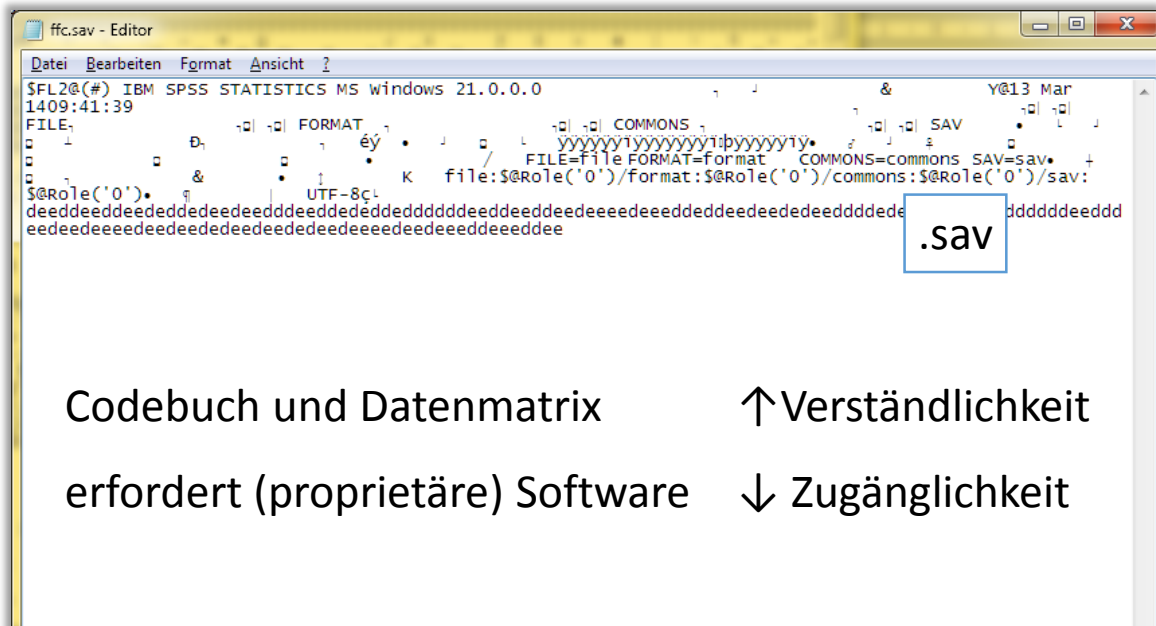
Max Mustermann(datawiz@zpid.de)	Projektadministrator *
Erika Mustermann(em@uni-trier.de)	Globale Lese- und Schreibrechte
Otto Normalverbraucher(otto.normalverbraucher@zpid.de)	Globale Leserechte Lese- und Schreibrechte für " Studie 2"

letztes Update am: 26.06.2017 14:51 durch Max Mustermann

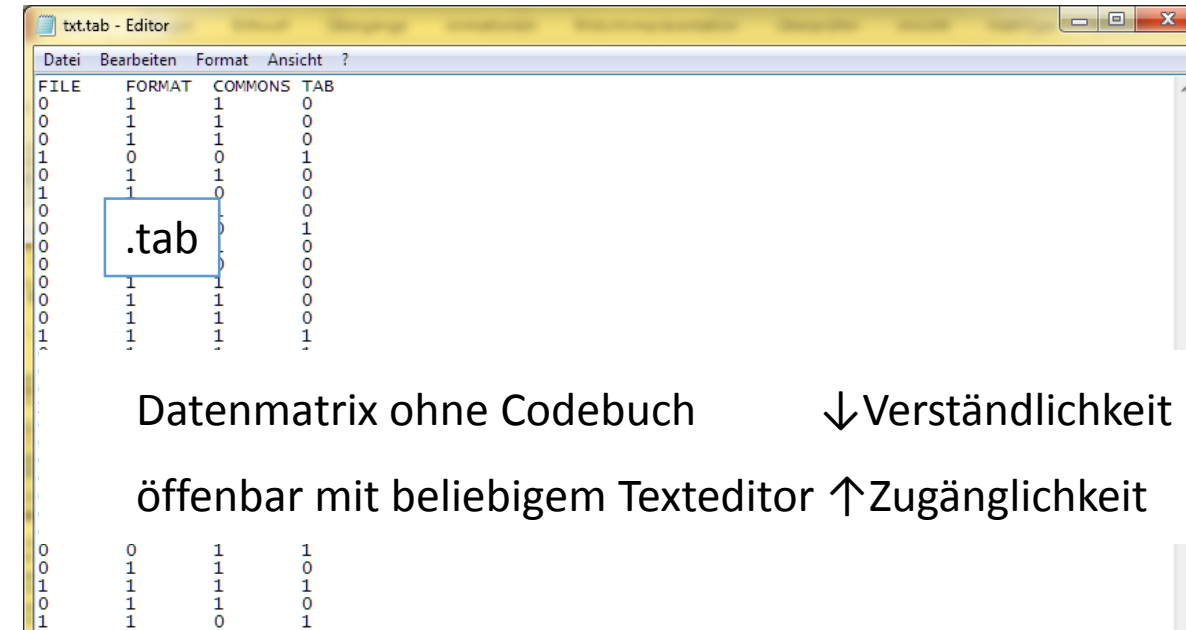
**Proprietäre/herstellereigene
Binäre**

vs.
vs.

**nicht-proprietäre/offene Formate?
textbasierte Formate?**



Codebuch und Datenmatrix
erfordert (proprietäre) Software ↑ Verständlichkeit
↓ Zugänglichkeit



Datenmatrix ohne Codebuch ↓ Verständlichkeit
öffenbar mit beliebigem Texteditor ↑ Zugänglichkeit

**DataWiz kombiniert Vorteile proprietärer und nicht-proprietärer Formate, um
technische Zugänglichkeit und inhaltliche Verständlichkeit sicherzustellen.**

Upload csv, SPSS

```

1 Age,Gender,Education,Religion,Political,Pregnant,Catch_response,FI
2 38.0,1.0,13.0,1.0,1.0,1.0,1.0,3.0,4.0,3.0,4.0,1.0,0.0,4.0,2.0,
3 55.0,1.0,15.0,2.0,0.0,1.0,1.0,1.0,0.0,3.0,4.0,0.0,3.0,2.0,1.0,4.0,
4 62.0,1.0,15.0,2.0,0.0,1.0,1.0,1.0,0.0,1.0,3.0,3.0,2.0,2.0,3.0,4.0,
5 67.0,1.0,14.0,1.0,1.0,1.0,1.0,1.0,2.0,0.0,1.0,4.0,1.0,4.0,3.0,4.0,
6 28.0,1.0,15.0,0.0,1.0,1.0,1.0,1.0,0.0,3.0,2.0,2.0,2.0,2.0,0.0,1.0,
7 23.0,0.0,15.0,0.0,1.0,1.0,1.0,1.0,0.0,3.0,4.0,3.0,3.0,0.0,4.0,4.0,
8 51.0,0.0,15.0,0.0,1.0,1.0,1.0,1.0,0.0,1.0,3.0,4.0,3.0,1.0,4.0,4.0,
9 30.0,0.0,15.0,0.0,2.0,1.0,1.0,1.0,3.0,0.0,2.0,4.0,0.0,3.0,2.0,2.0,
10 24.0,0.0,12.0,2.0,0.0,1.0,1.0,1.0,3.0,0.0,1.0,4.0,1.0,2.0,4.0,1.0,
11 30.0,1.0,15.0,0.0,1.0,1.0,1.0,1.0,3.0,4.0,2.0,4.0,2.0,1.0,4.0,0.0,
12 27.0,0.0,16.0,0.0,2.0,1.0,1.0,1.0,4.0,0.0,4.0,4.0,3.0,3.0,0.0,4.0,
13 26.0,0.0,12.0,0.0,1.0,1.0,1.0,1.0,0.0,3.0,3.0,3.0,0.0,2.0,3.0,3.0,
14 37.0,0.0,17.0,0.0,1.0,1.0,1.0,1.0,3.0,1.0,3.0,3.0,3.0,1.0,4.0,3.0,
15 40.0,0.0,17.0,0.0,2.0,1.0,1.0,1.0,0.0,3.0,1.0,2.0,0.0,2.0,1.0,2.0,
16 24.0,1.0,15.0,0.0,1.0,1.0,1.0,1.0,4.0,2.0,2.0,2.0,0.0,2.0,3.0,3.0,
17 25.0,1.0,14.0,1.0,0.0,1.0,1.0,1.0,2.0,4.0,2.0,2.0,4.0,2.0,4.0,4.0,
18 24.0,0.0,15.0,2.0,0.0,1.0,1.0,1.0,0.0,3.0,3.0,4.0,1.0,3.0,3.0,2.0,
19 21.0,0.0,12.0,1.0,0.0,1.0,1.0,1.0,0.0,1.0,3.0,2.0,2.0,4.0,4.0,3.0,
20 24.0,1.0,12.0,2.0,2.0,1.0,1.0,1.0,4.0,3.0,3.0,0.0,4.0,3.0,3.0,2.0,
21 38.0,0.0,12.0,0.0,2.0,1.0,1.0,1.0,0.0,3.0,0.0,4.0,3.0,4.0,4.0,3.0,
22 41.0,1.0,15.0,0.0,0.0,1.0,1.0,1.0,3.0,1.0,3.0,4.0,3.0,4.0,4.0,4.0,
23 26.0,0.0,15.0,0.0,2.0,1.0,1.0,1.0,0.0,4.0,4.0,4.0,4.0,0.0,4.0,4.0,
24 20.0,0.0,12.0,2.0,0.0,1.0,1.0,1.0,3.0,4.0,4.0,3.0,2.0,1.0,4.0,4.0,
25 27.0,0.0,"",0.0,1.0,1.0,1.0,0.0,4.0,4.0,4.0,1.0,3.0,3.0,4.0,4.0,2.
26 20.0,0.0,12.0,0.0,0.0,1.0,1.0,1.0,0.0,1.0,3.0,4.0,1.0,4.0,4.0,4.0,
27 23.0,0.0,12.0,0.0,0.0,1.0,1.0,1.0,0.0,1.0,3.0,0.0,0.0,0.0,1.0,4.0,
28 40.0,0.0,16.0,0.0,2.0,1.0,1.0,1.0,0.0,0.0,2.0,4.0,0.0,1.0,0.0,2.0,

```

	Age	Gender	Education	Religion	Political	Pregnant	Catch_respo nse
1	38,00	1,00	13,00	1,00	1,00	1,00	1,00
2	55,00	1,00	15,00	2,00	,00	1,00	1,00
3	62,00	1,00	15,00	2,00	,00	1,00	1,00
4	67,00	1,00	14,00	1,00	1,00	1,00	1,00
5	28,00	1,00	15,00	,00	1,00	1,00	1,00
6	23,00	,00	15,00	,00	1,00	1,00	1,00
7	51,00	,00	15,00	,00	1,00	1,00	1,00
8	30,00	,00	15,00	,00	2,00	1,00	1,00
9	24,00	,00	12,00	2,00	,00	1,00	1,00
10	30,00	1,00	15,00	,00	1,00	1,00	1,00
11	27,00	,00	16,00	,00	2,00	1,00	1,00
12	26,00	,00	12,00	,00	1,00	1,00	1,00
13	37,00	,00	17,00	,00	1,00	1,00	1,00
14	40,00	,00	17,00	,00	2,00	1,00	1,00
15	24,00	1,00	15,00	,00	1,00	1,00	1,00
16	25,00	1,00	14,00	1,00	,00	1,00	1,00
17	24,00	,00	15,00	2,00	,00	1,00	1,00
18	21,00	,00	12,00	1,00	,00	1,00	1,00
19	24,00	1,00	12,00	2,00	2,00	1,00	1,00
20	38,00	,00	12,00	,00	2,00	1,00	1,00
21	41,00	1,00	15,00	,00	,00	1,00	1,00
22	26,00	,00	15,00	,00	2,00	1,00	1,00
23	20,00	,00	12,00	2,00	,00	1,00	1,00

Upload csv, SPSS

Auslesen der Datenmatrix und des Codebooks

```

1 Age,Gender,Education,Religion,Political,Pregnant,Catch_response,FI
2 38.0,1.0,13.0,1.0,1.0,1.0,1.0,3.0,4.0,1.0,0.0,4.0,2.0,
3 55.0,1.0,15.0,2.0,0.0,1.0,1.0,1.0,0.0,3.0,4.0,0.0,3.0,2.0,1.0,4.0,
4 62.0,1.0,15.0,2.0,0.0,1.0,1.0,1.0,0.0,1.0,3.0,3.0,2.0,2.0,3.0,4.0,
5 67.0,1.0,14.0,1.0,1.0,1.0,1.0,1.0,2.0,0.0,1.0,4.0,1.0,4.0,3.0,4.0,
6 28.0,1.0,15.0,0.0,1.0,1.0,1.0,1.0,0.0,3.0,2.0,2.0,2.0,2.0,0.0,1.0,
7 23.0,0.0,15.0,0.0,1.0,1.0,1.0,1.0,0.0,3.0,4.0,3.0,3.0,0.0,4.0,4.0,
8 51.0,0.0,15.0,0.0,1.0,1.0,1.0,1.0,0.0,1.0,3.0,4.0,3.0,1.0,4.0,4.0,
9 30.0,0.0,15.0,0.0,2.0,1.0,1.0,1.0,3.0,0.0,2.0,4.0,0.0,3.0,2.0,2.0,
10 24.0,0.0,12.0,2.0,0.0,1.0,1.0,1.0,3.0,0.0,1.0,4.0,1.0,2.0,4.0,1.0,
11 30.0,1.0,15.0,0.0,1.0,1.0,1.0,1.0,3.0,4.0,2.0,4.0,2.0,1.0,4.0,0.0,
12 27.0,0.0,16.0,0.0,2.0,1.0,1.0,1.0,4.0,0.0,4.0,4.0,3.0,3.0,0.0,4.0,4.0,
13 26.0,0.0,12.0,0.0,1.0,1.0,1.0,1.0,0.0,3.0,3.0,0.0,2.0,3.0,3.0,
14 37.0,0.0,17.0,0.0,1.0,1.0,1.0,1.0,3.0,1.0,3.0,3.0,3.0,1.0,4.0,3.0,
15 40.0,0.0,17.0,0.0,2.0,1.0,1.0,1.0,0.0,3.0,1.0,2.0,0.0,2.0,1.0,2.0,
16 24.0,1.0,15.0,0.0,1.0,1.0,1.0,1.0,4.0,2.0,2.0,2.0,0.0,2.0,3.0,3.0,
17 25.0,1.0,14.0,1.0,0.0,1.0,1.0,1.0,2.0,4.0,2.0,2.0,0.0,2.0,4.0,4.0,
18 24.0,0.0,15.0,2.0,0.0,1.0,1.0,1.0,0.0,3.0,3.0,4.0,1.0,3.0,3.0,2.0,
19 21.0,0.0,12.0,1.0,0.0,1.0,1.0,1.0,0.0,1.0,3.0,2.0,2.0,4.0,4.0,3.0,
20 24.0,1.0,12.0,2.0,2.0,1.0,1.0,1.0,4.0,3.0,3.0,0.0,4.0,3.0,3.0,2.0,
21 38.0,0.0,12.0,0.0,2.0,1.0,1.0,1.0,0.0,3.0,0.0,4.0,3.0,4.0,4.0,3.0,
22 41.0,1.0,15.0,0.0,0.0,1.0,1.0,1.0,3.0,1.0,3.0,4.0,3.0,4.0,4.0,4.0,
23 26.0,0.0,15.0,0.0,2.0,1.0,1.0,1.0,0.0,4.0,4.0,4.0,4.0,0.0,4.0,4.0,
24 20.0,0.0,12.0,2.0,0.0,1.0,1.0,1.0,3.0,4.0,4.0,3.0,2.0,1.0,4.0,4.0,
25 27.0,0.0,"",0.0,1.0,1.0,1.0,0.0,4.0,4.0,4.0,1.0,3.0,3.0,4.0,4.0,2.0,
26 20.0,0.0,12.0,0.0,0.0,1.0,1.0,1.0,0.0,1.0,3.0,4.0,1.0,4.0,4.0,4.0,
27 23.0,0.0,12.0,0.0,0.0,1.0,1.0,1.0,0.0,1.0,3.0,0.0,0.0,0.0,1.0,4.0,
28 40.0,0.0,16.0,0.0,2.0,1.0,1.0,1.0,0.0,0.0,2.0,4.0,0.0,1.0,0.0,2.0,

```

TestRecord.sav [DataSet1] - IBM SPSS Statistics Dateneditor

	Age	Gender	Education	Religion	Political	Pregnant	Catch_response
1	38.00	1.00	13.00	1.00	1.00	1.00	1.00
2	55.00	1.00	15.00	2.00	.00	1.00	1.00
3	62.00	1.00	15.00	2.00	.00	1.00	1.00
4	67.00	1.00	14.00	1.00	1.00	1.00	1.00
5	28.00	1.00	15.00	.00	1.00	1.00	1.00
6	23.00	.00	15.00	.00	1.00	1.00	1.00
7	51.00	.00	15.00	.00	1.00	1.00	1.00
8	30.00	.00	15.00	.00	2.00	1.00	1.00
9	24.00	.00	12.00	2.00	.00	1.00	1.00
10	30.00	1.00	15.00	.00	1.00	1.00	1.00
11	27.00	.00	16.00	.00	2.00	1.00	1.00
12	26.00	.00	12.00	.00	1.00	1.00	1.00
13	37.00	.00	17.00	.00	1.00	1.00	1.00
14	40.00	.00	17.00	.00	2.00	1.00	1.00
15	24.00	1.00	15.00	.00	1.00	1.00	1.00
16	25.00	1.00	14.00	1.00	.00	1.00	1.00
17	24.00	.00	15.00	2.00	.00	1.00	1.00
18	21.00	.00	12.00	1.00	.00	1.00	1.00
19	24.00	1.00	12.00	2.00	2.00	1.00	1.00
20	38.00	.00	12.00	.00	2.00	1.00	1.00
21	41.00	1.00	15.00	.00	.00	1.00	1.00
22	26.00	.00	15.00	.00	2.00	1.00	1.00
23	20.00	.00	12.00	2.00	.00	1.00	1.00

Name	Typ	Variablenlabel	Wertelabel
Age	Numerisch	Wie alt sind Sie?	1 = "minimum (years)" 99 = "maximum (year)"
Gender	Numerisch	Bitte geben Sie Ihr Geschlecht an.	0.0 = "female" 1.0 = "male"
Education	Numerisch	Höchster Bildungsgrad	1 = "Abitur" 2 = "Realschule" 3 = "Hauptschule"
Religion	Numerisch	Religiöse Zugehörigkeit	0.0 = "secular" 1.0 = "observant" 2.0 = "orthodox" 3.0 = "other"

Age	Gender	Education	Religion	Political
38.0	1.0	13.0	1.0	1.0
55.0	1.0	15.0	2.0	0.0
62.0	1.0	15.0	2.0	0.0
67.0	1.0	14.0	1.0	1.0
28.0	1.0	15.0	0.0	1.0
23.0	0.0	15.0	0.0	1.0
51.0	0.0	15.0	0.0	1.0
30.0	0.0	15.0	0.0	2.0
24.0	0.0	12.0	2.0	0.0
30.0	1.0	15.0	0.0	1.0
27.0	0.0	16.0	0.0	2.0
26.0	0.0	12.0	0.0	1.0

Upload csv, SPSS

```
1 Age,Gender,Education,Religion,Political,Pregnant,Catch_response,FI
2 38.0,1.0,13.0,1.0,1.0,1.0,1.0,3.0,4.0,1.0,0.0,4.0,2.0,
3 55.0,1.0,15.0,2.0,0.0,1.0,1.0,1.0,0.0,3.0,4.0,0.0,3.0,2.0,1.0,4.0,
4 62.0,1.0,15.0,2.0,0.0,1.0,1.0,1.0,0.0,1.0,3.0,3.0,2.0,2.0,3.0,4.0,
5 67.0,1.0,14.0,1.0,1.0,1.0,1.0,1.0,2.0,0.0,1.0,4.0,1.0,4.0,3.0,4.0,
6 28.0,1.0,15.0,0.0,1.0,1.0,1.0,1.0,0.0,3.0,2.0,2.0,2.0,0.0,1.0,
7 23.0,0.0,15.0,0.0,1.0,1.0,1.0,1.0,0.0,3.0,4.0,3.0,3.0,0.0,4.0,4.0,
8 51.0,0.0,15.0,0.0,1.0,1.0,1.0,1.0,0.0,1.0,3.0,4.0,3.0,1.0,4.0,4.0,
9 30.0,0.0,15.0,0.0,2.0,1.0,1.0,1.0,3.0,0.0,2.0,4.0,0.0,3.0,2.0,2.0,
10 24.0,0.0,12.0,2.0,0.0,1.0,1.0,1.0,3.0,0.0,1.0,4.0,1.0,2.0,4.0,1.0,
11 30.0,1.0,15.0,0.0,1.0,1.0,1.0,1.0,3.0,4.0,2.0,4.0,2.0,1.0,4.0,0.0,
12 27.0,0.0,16.0,0.0,2.0,1.0,1.0,1.0,4.0,0.0,4.0,4.0,3.0,3.0,0.0,4.0,
13 26.0,0.0,12.0,0.0,1.0,1.0,1.0,1.0,0.0,3.0,3.0,0.0,2.0,3.0,3.0,
14 37.0,0.0,17.0,0.0,1.0,1.0,1.0,1.0,3.0,1.0,3.0,3.0,3.0,1.0,4.0,3.0,
15 40.0,0.0,17.0,0.0,2.0,1.0,1.0,1.0,0.0,3.0,1.0,2.0,0.0,2.0,1.0,2.0,
16 24.0,1.0,15.0,0.0,1.0,1.0,1.0,1.0,4.0,2.0,2.0,2.0,0.0,2.0,3.0,3.0,
17 25.0,1.0,14.0,1.0,0.0,1.0,1.0,1.0,2.0,4.0,2.0,2.0,4.0,2.0,4.0,4.0,
18 24.0,0.0,15.0,2.0,0.0,1.0,1.0,1.0,0.0,3.0,3.0,4.0,1.0,3.0,3.0,2.0,
19 21.0,0.0,12.0,1.0,0.0,1.0,1.0,1.0,0.0,1.0,3.0,2.0,2.0,4.0,4.0,3.0,
20 24.0,1.0,12.0,2.0,2.0,1.0,1.0,1.0,4.0,3.0,3.0,0.0,4.0,3.0,3.0,2.0,
21 38.0,0.0,12.0,0.0,2.0,1.0,1.0,1.0,0.0,3.0,0.0,4.0,3.0,4.0,4.0,3.0,
22 41.0,1.0,15.0,0.0,0.0,1.0,1.0,1.0,3.0,1.0,3.0,4.0,3.0,4.0,4.0,4.0,
23 26.0,0.0,15.0,0.0,2.0,1.0,1.0,1.0,0.0,4.0,4.0,4.0,4.0,0.0,4.0,4.0,
24 20.0,0.0,12.0,2.0,0.0,1.0,1.0,1.0,3.0,4.0,4.0,3.0,2.0,1.0,4.0,4.0,
25 27.0,0.0,17.0,0.0,1.0,1.0,1.0,1.0,0.0,4.0,4.0,4.0,1.0,3.0,3.0,4.0,2.0,
26 20.0,0.0,12.0,0.0,0.0,1.0,1.0,1.0,0.0,1.0,3.0,4.0,1.0,4.0,4.0,4.0,
27 23.0,0.0,12.0,0.0,0.0,1.0,1.0,1.0,0.0,1.0,3.0,0.0,0.0,0.0,1.0,4.0,
28 40.0,0.0,16.0,0.0,2.0,1.0,1.0,1.0,0.0,0.0,2.0,4.0,0.0,1.0,0.0,2.0,
```

TestRecord.sav [DataSet1] - IBM SPSS Statistics Dateneditor							
	Age	Gender	Education	Religion	Political	Pregnant	Catch_response
1	38.00	1.00	13.00	1.00	1.00	1.00	1.00
2	55.00	1.00	15.00	2.00	.00	1.00	1.00
3	62.00	1.00	15.00	2.00	.00	1.00	1.00
4	67.00	1.00	14.00	1.00	1.00	1.00	1.00
5	28.00	1.00	15.00	.00	1.00	1.00	1.00
6	23.00	.00	15.00	.00	1.00	1.00	1.00
7	51.00	.00	15.00	.00	1.00	1.00	1.00
8	30.00	.00	15.00	.00	2.00	1.00	1.00
9	24.00	.00	12.00	2.00	.00	1.00	1.00
10	30.00	1.00	15.00	.00	1.00	1.00	1.00
11	27.00	.00	16.00	.00	2.00	1.00	1.00
12	26.00	.00	12.00	.00	1.00	1.00	1.00
13	37.00	.00	17.00	.00	1.00	1.00	1.00
14	40.00	.00	17.00	.00	2.00	1.00	1.00
15	24.00	1.00	15.00	.00	1.00	1.00	1.00
16	25.00	1.00	14.00	1.00	.00	1.00	1.00
17	24.00	.00	15.00	2.00	.00	1.00	1.00
18	21.00	.00	12.00	1.00	.00	1.00	1.00
19	24.00	1.00	12.00	2.00	2.00	1.00	1.00
20	38.00	.00	12.00	.00	2.00	1.00	1.00
21	41.00	1.00	15.00	.00	.00	1.00	1.00
22	26.00	.00	15.00	.00	2.00	1.00	1.00
23	20.00	.00	12.00	2.00	.00	1.00	1.00

Auslesen der Datenmatrix und des Codebooks

Name	Typ	Variablenlabel	Wertelabel
Age	Numerisch	Wie alt sind Sie?	1 = "minimum (years)" 99 = "maximum (year)"
Gender	Numerisch	Bitte geben Sie Ihr Geschlecht an.	0.0 = "female" 1.0 = "male"
Education	Numerisch	Höchster Bildungsgrad	1 = "Abitur" 2 = "Realschule" 3 = "Hauptschule"
Religion	Numerisch	Religiöse Zugehörigkeit	0.0 = "secular" 1.0 = "observant" 2.0 = "orthodox" 3.0 = "other"

Age	Gender	Education	Religion	Political
38.0	1.0	13.0	1.0	1.0
55.0	1.0	15.0	2.0	0.0
62.0	1.0	15.0	2.0	0.0
67.0	1.0	14.0	1.0	1.0
28.0	1.0	15.0	0.0	1.0
23.0	0.0	15.0	0.0	1.0
51.0	0.0	15.0	0.0	1.0
30.0	0.0	15.0	0.0	2.0
24.0	0.0	12.0	2.0	0.0
30.0	1.0	15.0	0.0	1.0
27.0	0.0	16.0	0.0	2.0
26.0	0.0	12.0	0.0	1.0

Export in diverse Formate

CSV Datei

Datenmatrix

Codebook

Codebook und Datenmatrix (zip Archiv)

IBM SPSS Statistics

.sav (Datenmatrix und Codebook)

JavaScript Object Notation (RFC 4627, RFC 7159, ECMA-404)

.json (Datenmatrix und Codebook)

PDF/A-3U (ISO 19005-3, ISO 14289-1)

PDF/A ohne eingebettete Dateien (Codebook als PDF)

PDF/A mit eingebetteten Dateien (Codebook als PDF und CSV, Matrix als CSV)

CSV Datei

Datenmatrix

Codebook

Codebook und Datenmatrix (zip Archiv)

IBM SPSS Statistics

.sav (Datenmatrix und Codebook)

JavaScript Object Notation (RFC 4627, RFC 7159, ECMA-404)

.json (Datenmatrix und Codebook)

PDF/A-3U (ISO 19005-3, ISO 14289-1)

PDF/A ohne eingebettete Dateien (Codebook als PDF)

PDF/A mit eingebetteten Dateien (Codebook als PDF und CSV, Matrix als CSV)

Upload einer neuen Version

1	Age,Gender,Education,Religion,Political,Pregnant,Catch_response,FI
2	38.0,1.0,13.0,1.0,1.0,1.0,1.0,3.0,4.0,3.0,4.0,1.0,0.0,4.0,2.0,
3	55.0,1.0,15.0,2.0,0.0,1.0,1.0,1.0,0.0,3.0,4.0,0.0,3.0,2.0,1.0,4.0,
4	62.0,1.0,15.0,2.0,0.0,1.0,1.0,1.0,0.0,1.0,3.0,3.0,2.0,2.0,3.0,4.0,
5	67.0,1.0,14.0,1.0,1.0,1.0,1.0,1.0,2.0,0.0,1.0,4.0,1.0,4.0,3.0,4.0,
6	28.0,1.0,15.0,0.0,1.0,1.0,1.0,1.0,0.0,3.0,2.0,2.0,2.0,2.0,0.0,1.0,
7	23.0,0.0,15.0,0.0,1.0,1.0,1.0,1.0,0.0,3.0,4.0,3.0,3.0,0.0,4.0,4.0,
8	51.0,0.0,15.0,0.0,1.0,1.0,1.0,1.0,0.0,1.0,3.0,4.0,3.0,1.0,4.0,4.0,
9	30.0,0.0,15.0,0.0,2.0,1.0,1.0,1.0,3.0,0.0,2.0,4.0,0.0,3.0,2.0,2.0,
10	24.0,0.0,12.0,2.0,0.0,1.0,1.0,1.0,3.0,0.0,1.0,4.0,1.0,2.0,4.0,1.0,
11	30.0,1.0,15.0,0.0,1.0,1.0,1.0,1.0,3.0,4.0,2.0,4.0,2.0,1.0,4.0,0.0,
12	27.0,0.0,16.0,0.0,2.0,1.0,1.0,1.0,4.0,0.0,4.0,4.0,3.0,3.0,0.0,4.0,
13	26.0,0.0,12.0,0.0,1.0,1.0,1.0,1.0,0.0,3.0,3.0,3.0,0.0,2.0,3.0,3.0,
14	37.0,0.0,17.0,0.0,1.0,1.0,1.0,1.0,3.0,1.0,3.0,3.0,3.0,1.0,4.0,3.0,
15	40.0,0.0,17.0,0.0,2.0,1.0,1.0,1.0,0.0,3.0,1.0,2.0,0.0,2.0,1.0,2.0,
16	24.0,1.0,15.0,0.0,1.0,1.0,1.0,1.0,4.0,2.0,2.0,2.0,0.0,2.0,3.0,3.0,
17	25.0,1.0,14.0,1.0,0.0,1.0,1.0,1.0,2.0,4.0,2.0,2.0,4.0,2.0,4.0,4.0,
18	24.0,0.0,15.0,2.0,0.0,1.0,1.0,1.0,0.0,3.0,3.0,4.0,1.0,3.0,3.0,2.0,
19	21.0,0.0,12.0,1.0,0.0,1.0,1.0,1.0,0.0,1.0,3.0,2.0,2.0,4.0,4.0,3.0,
20	24.0,1.0,12.0,2.0,2.0,1.0,1.0,1.0,4.0,3.0,3.0,0.0,4.0,3.0,3.0,2.0,
21	38.0,0.0,12.0,0.0,2.0,1.0,1.0,1.0,0.0,3.0,0.0,4.0,3.0,4.0,4.0,3.0,
22	41.0,1.0,15.0,0.0,0.0,1.0,1.0,1.0,3.0,1.0,3.0,4.0,3.0,4.0,4.0,4.0,
23	26.0,0.0,15.0,0.0,2.0,1.0,1.0,1.0,0.0,4.0,4.0,4.0,4.0,0.0,4.0,4.0,
24	20.0,0.0,12.0,2.0,0.0,1.0,1.0,1.0,3.0,4.0,4.0,3.0,2.0,1.0,4.0,4.0,
25	27.0,0.0,"",0.0,1.0,1.0,1.0,0.0,4.0,4.0,4.0,1.0,3.0,3.0,4.0,4.0,2.
26	20.0,0.0,12.0,0.0,0.0,1.0,1.0,1.0,0.0,1.0,3.0,4.0,1.0,4.0,4.0,4.0,
27	23.0,0.0,12.0,0.0,0.0,1.0,1.0,1.0,0.0,1.0,3.0,0.0,0.0,0.0,1.0,4.0,
28	40.0,0.0,16.0,0.0,2.0,1.0,1.0,1.0,0.0,0.0,2.0,4.0,0.0,1.0,0.0,2.0,

TestRecord.sav [DataSet1] - IBM SPSS Statistics Dateneditor										
Datei	Bearbeiten	Ansicht	Daten	Transformieren	Analysieren	Direktmarketing	Grafik	Extras	Fenster	Hilfe
	Age	Gender	Education	Religion	Political	Pregnant	Catch_response			
1	38,00	1,00	13,00	1,00	1,00	1,00	1,00			
2	55,00	1,00	15,00	2,00	,00	1,00	1,00			
3	62,00	1,00	15,00	2,00	,00	1,00	1,00			
4	67,00	1,00	14,00	1,00	1,00	1,00	1,00			
5	28,00	1,00	15,00	,00	1,00	1,00	1,00			
6	23,00	,00	15,00	,00	1,00	1,00	1,00			
7	51,00	,00	15,00	,00	1,00	1,00	1,00			
8	30,00	,00	15,00	,00	2,00	1,00	1,00			
9	24,00	,00	12,00	2,00	,00	1,00	1,00			
10	30,00	1,00	15,00	,00	1,00	1,00	1,00			
11	27,00	,00	16,00	,00	2,00	1,00	1,00			
12	26,00	,00	12,00	,00	1,00	1,00	1,00			
13	37,00	,00	17,00	,00	1,00	1,00	1,00			
14	40,00	,00	17,00	,00	2,00	1,00	1,00			
15	24,00	1,00	15,00	,00	1,00	1,00	1,00			
16	25,00	1,00	14,00	1,00	,00	1,00	1,00			

Integration der neuen Informationen
in Datenmatrix und Codebooks

Name	Typ	Variablenlabel	Wertelabel
Age	Numerisch	Wie alt sind Sie?	1 = "minimum (years)" 99 = "maximum (year)"
Gender	Numerisch	Bitte geben Sie Ihr Geschlecht an.	0.0 = "female" 1.0 = "male"
Education	Numerisch	Höchster Bildungsgrad	1 = "Abitur" 2 = "Realschule" 3 = "Hauptschule"
Religion	Numerisch	Religiöse Zugehörigkeit	0.0 = "secular" 1.0 = "observant" 2.0 = "orthodox" 3.0 = "other"

Age	Gender	Education	Religion	Political
38.0	1.0	13.0	1.0	1.0
55.0	1.0	15.0	2.0	0.0
62.0	1.0	15.0	2.0	0.0
67.0	1.0	14.0	1.0	1.0
28.0	1.0	15.0	0.0	1.0
23.0	0.0	15.0	0.0	1.0
51.0	0.0	15.0	0.0	1.0
30.0	0.0	15.0	0.0	2.0

Uploadbereiche auf Projekt- und Studienebene

Bit-Stream Preservation
beliebiger digitaler Inhalte
(z.B. Rohdaten wie
Videoaufnahmen, fMRT-
Daten,...)



Dateien hochladen

Sichern Sie wichtige Dateien und teilen Sie sie mit Ihren Kollegen.

Es gibt **getrennte Upload-Bereiche** für Materialien auf **Projektebene** (z.B. Projektanträge, Projektberichte, Förderauflagen, Hintergrundliteratur) und **Studienebene** (z.B. Vorlagen für Einwilligungserklärungen oder Rohdaten einer Erhebung).

Datenmatrizen (z.B. .csv oder .sav) sollten auf Studienebene unter **Datensätze** hochgeladen und dokumentiert werden.

In der **Projekt- und Studiendokumentation** können Sie auf die hochgeladenen Dateien **verweisen**.

[Zum User Guide.](#)

Schieben Sie Ihre Dateien hierhin,
oder klicken Sie auf das Feld.
Anschließend klicken Sie auf **Datei(en) hochladen**, um den Upload abzuschließen.
Die maximale Dateigröße beträgt **1.5 Gigabyte**.

Uploadfeld leeren

Datei(en) hochladen

- Dokumentationsschema für Datenmanagementplanung und Datenerhebungen an psychologiespezifische Bedürfnisse angepasst
- Verknüpfung von Arbeitsschritten
 - z.B. Dokumentation erhobener Konstrukte mit Funktion in der Beschreibung einer Datenerhebung

Administrative Data Design Sample Data Collection Ethical and Legal Aspects

Construct 1:

Epistemological Beliefs

Construct Function:

Dependent variable

i The name of the theoretical construct, not the measurement instrument or item used to assess the construct (e.g. Anxiety not State Trait Anxiety Inventory, intelligence not HAWIE).

i Function of the construct concerning the study's hypotheses.

Construct 2:

Domain-Specific Knowledge

Construct Function:

Control variable

i The name of the theoretical construct, not the measurement instrument or item used to assess the construct (e.g. Anxiety not State Trait Anxiety Inventory, intelligence not HAWIE).

i Function of the construct concerning the study's hypotheses.

Construct 3:

Academic Self Concept

Construct Function:

Control variable

i The name of the theoretical construct, not the measurement instrument or item used to assess the construct (e.g. Anxiety not State Trait Anxiety Inventory, intelligence not HAWIE).

i Function of the construct concerning the study's hypotheses.

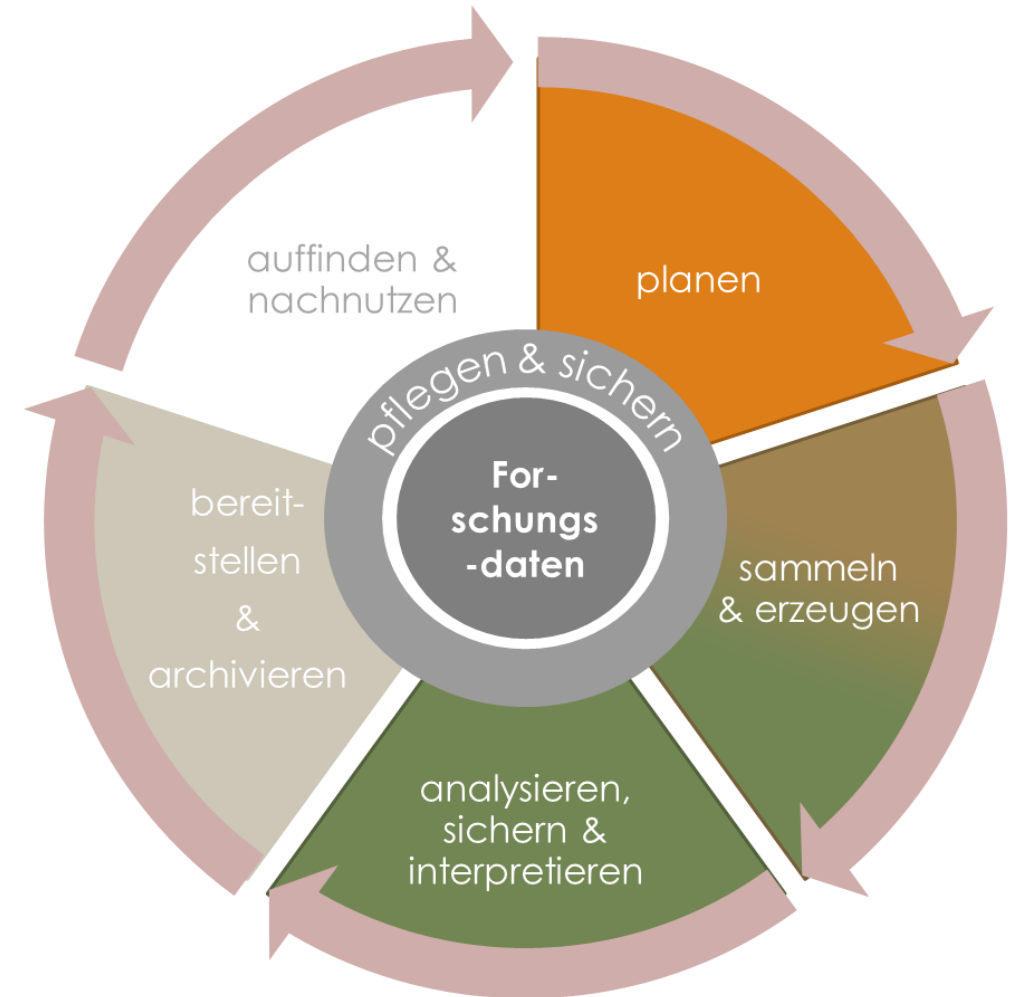
Workflow Integration

- Dokumentationsschema für Datenmanagementplanung und Datenerhebungen an psychologiespezifische Bedürfnisse angepasst
- Verknüpfung von Arbeitsschritten
 - z.B. Dokumentation erhobener Konstrukte mit Funktion in der Beschreibung einer Datenerhebung
 - **Verbindung zu Codebook-Dokumentation auf Datensatzebene**

Name	Construct	Measurement Occasion	Instrument
ID	No construct	Wave 1	No instrum
EBI_AM_1	Epistemological Beliefs	Wave 1	EBI AM
EBI_AM_3	Epistemological Beliefs	Wave 3	EBI AM
EBI_AM_4	Epistemological Beliefs	Wave 4	EBI AM
age	No construct	Wave 1	No instrum
ASC_1	Academic Self Concept	Wave 1	SESSKO

Was ist DataWiz nicht?

- DataWiz ist **kein** öffentliches Repository. Es bereitet Daten für ein Repository vor.
 - DataWiz kann damit **nicht** (alleine) die langfristige Verfügbarkeit und Auffindbarkeit der Daten sicherstellen.
 - DataWiz vergibt keine persistenten Identifikatoren (z.B. DOIs).

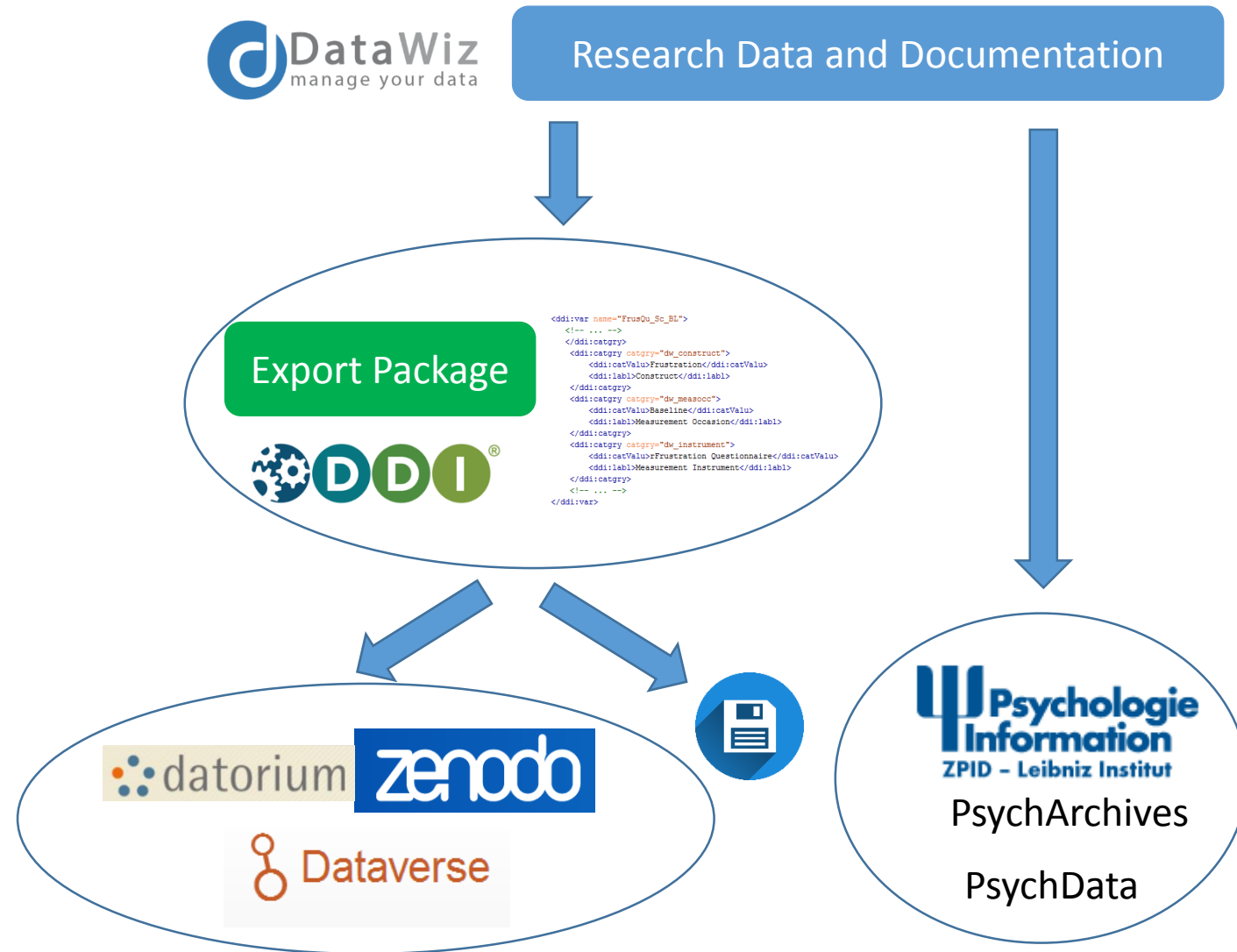


- ```

<ddi:Fragment>
 <Variable isUniversallyUnique="true" versionDate="2015-03-26T18:25:51.0723681Z">
 <URN>
 urn:ddi:example.org:f1d04b-b4a3-4d85-a90c-c0a93b4cffd:1
 </URN>
 <URN>
 <Agency>example.org</Agency>
 <ID>f1d04b-b4a3-4d85-a90c-c0a93b4cffd</ID>
 <Version>1</Version>
 <UserID typeOfUserID="ddi2">V8</UserID>
 </UserAttributePair>
 <AttributeKey>extension:CustomField</AttributeKey>
 <AttributeValue>
 { "Title": ("en-US": "preQTxt"), "Description": {}, "ValueType": 1, "DefinedTypeld": "77c8a9c-434fe45d-4bf6-554471e64798", "HasValue": false, "RelationshipTargetType": "00000000-0000-0000-0000-00000000" }
 </AttributeValue>
 <UserAttributePair>
 </UserAttributePair>
 <AttributeKey>extension:CustomField</AttributeKey>
 <AttributeValue>
 { "Title": ("en-US": "qstmLit"), "Description": {}, "ValueType": 1, "DefinedTypeld": "7ad23a00-820a-4d84-96d8-3bb080f6e72", "HasValue": false, "RelationshipTargetType": "00000000-0000-0000-0000-00000000" }
 </AttributeValue>
 <UserAttributePair>
 </UserAttributePair>
 <AttributeKey>extension:CustomField</AttributeKey>
 <AttributeValue>
 { "Title": ("en-US": "postQTxt"), "Description": {}, "ValueType": 1, "DefinedTypeld": "1d760d03-3e65-4e4e-9c29-a1042a42c7cd", "HasValue": false, "RelationshipTargetType": "00000000-0000-0000-0000-00000000" }
 </AttributeValue>
 <UserAttributePair>
 </UserAttributePair>
 <AttributeKey>extension:CustomField</AttributeKey>
 <AttributeValue>
 { "Title": ("en-US": "ivulnstr"), "Description": {}, "ValueType": 1, "DefinedTypeld": "d2d57a69-2343-4b4-8e47-9efb2ef75ee", "HasValue": false, "RelationshipTargetType": "00000000-0000-0000-0000-00000000" }
 </AttributeValue>
 <UserAttributePair>
 </UserAttributePair>
 <AttributeKey>extension:CustomField</AttributeKey>
 <AttributeValue>
 { "Title": ("en-US": "forward"), "Description": {}, "ValueType": 1, "DefinedTypeld": "69758e8d-ed23-421c-a10e-5daec3652b25", "HasValue": false, "RelationshipTargetType": "00000000-0000-0000-0000-00000000" }
 </AttributeValue>
 <UserAttributePair>
 </UserAttributePair>
 <AttributeKey>extension:CustomField</AttributeKey>
 <AttributeValue>
 { "Title": ("en-US": "backward"), "Description": {}, "ValueType": 1, "DefinedTypeld": "9a88c798-478a-43d1-b188-cd8d4a30aa3f", "HasValue": false, "RelationshipTargetType": "00000000-0000-0000-0000-00000000" }
 </AttributeValue>
 <UserAttributePair>
 </UserAttributePair>
 <VariableName>
 <String xml:lang="en-US">ADULTS</String>
 </VariableName>
 <Label>
 <Content xml:lang="en-US">NUMBER OF ADULTS</Content>
 </Label>
 <VariableRepresentation>
 <CodeRepresentation blankIsMissingValue="false">
 <CodeListReference>
 <Agency>example.org</Agency>
 <ID>996f88ce-07c1-403a-9cbb-839228be0c73</ID>
 <Version>1</Version>
 <TypeOfObject>CodeList</TypeOfObject>
 </CodeListReference>
 <CodeRepresentation>
 </CodeRepresentation>
 </VariableRepresentation>
 </Variable>
 </ddi:Fragment>

```

- Daten in DataWiz hochladen, dokumentieren und aufbereiten
- Daten bei ZPID-eigenen Repositorien bereitstellen
- Daten in archivierungsfreundlichen Formaten mit Dokumentation exportieren
- Daten zur eigenen Sicherung lokal aufbewahren
- Daten in ein beliebiges Repository einstellen
- Langfristige Technische Verfügbarkeit und Auffindbarkeit als Aufgabe des übernehmenden Repositoriums



# Vielen Dank für Ihre Aufmerksamkeit!



## Kontakt

*DataWiz* – DFG-Projekt am Forschungsdatenzentrum für die Psychologie (PsychData) des ZPID

- Erich Weichselgartner, Ltg. ([weichselgartner@zpid.de](mailto:weichselgartner@zpid.de))
- Ronny Bölder ([boelder@zpid.de](mailto:boelder@zpid.de))
- Ina Dehnhard ([dehnhard@zpid.de](mailto:dehnhard@zpid.de))
- Armin Günther ([armin.guenther@zpid.de](mailto:armin.guenther@zpid.de))
- Martin Kerwer ([kerwer@zpid.de](mailto:kerwer@zpid.de))