

## **Testing the Usability of the Psychological Research Preregistration-Quantitative (PRP-QUANT) Template**

Lisa Spitzer<sup>1</sup>, Michael Bosnjak<sup>2</sup>, and Stefanie Mueller<sup>1</sup>

<sup>1</sup> Leibniz Institute for Psychology (ZPID), Universitaetsring 15, 54296 Trier, Germany

<sup>2</sup> Trier University, Universitaetsring 15, 54296 Trier, Germany

### **Author Note**

Lisa Spitzer  <https://orcid.org/0000-0002-4925-7291>

Michael Bosnjak  <https://orcid.org/0000-0002-1431-8461>

Stefanie Mueller  <https://orcid.org/0000-0002-3611-6190>

The authors made the following contributions. Lisa Spitzer: conceptualization, data curation (study 1), formal analysis, investigation, methodology, software, visualization, writing – original draft; Michael Bosnjak: conceptualization, methodology, supervision, writing – review & editing; Stefanie Mueller: conceptualization, data curation (study 2), investigation, methodology, software, project administration, supervision, writing – review & editing.

Study 1 was preregistered (<https://doi.org/10.23668/psycharchives.4636>), with all deviations described and justified in the manuscript.

All anonymized data (including meta-data about variables and values and coded comments for the qualitative analyses) as well as all analysis scripts are publicly accessible in the digital research repository PsychArchives (code: <https://doi.org/10.23668/psycharchives.12916>, Spitzer et al., 2023a; data: <https://doi.org/10.23668/psycharchives.12915>, Spitzer et al., 2023b). Other study materials (e.g., plain language summary, additional tables and reports, overview of the study items, screen recording of the procedure, used coding scheme) are available at <https://doi.org/10.23668/psycharchives.12898>.

We will present the results of these studies at SIPS 2023 (June 2023, Padova, Italy) as part of the hackathon “Community Revision of the Psychological Research Preregistration-Quantitative (PRP-QUANT) Template”.

We received no funding for these studies. All authors declare no conflicts of interest. Michael Bosnjak and Stefanie Mueller were authors of the investigated preregistration template but have no financial interest in the results of the presented studies.

Study 1 was approved by the ethics committee of Trier University, Germany (approval number: 27/2020), and participants provided informed consent before starting the main body of the study. Study 2 involved a brief anonymous survey conducted among participants of our service PsychLab. The processing of data was explained in writing at the beginning of the survey. The survey took about five minutes to complete and was conducted after the decision for or against funding of the participants' studies had been made. Formal ethical approval was not obtained.

Correspondence concerning this article should be addressed to Lisa Spitzer, Universitaetsring 15, 54296 Trier, Germany. Email: [ls@leibniz-psychology.org](mailto:ls@leibniz-psychology.org)

*Word count:* 9.648 (excluding figures, tables, and references)

### **Abstract**

The Psychological Research Preregistration-Quantitative (PRP-QUANT) Template provides researchers with a comprehensive list of elements to consider when planning a psychological study. We assessed its usability and researchers' intention to use it. We conducted a usability test (study 1) and surveyed researchers who submitted or reviewed a preregistration created with the template (study 2, authors:  $N = 19$ , reviewers:  $N = 29$ ) regarding their impression of the template. For the usability test, we recruited participants via the mailing lists of the German Psychological Society, the American Psychological Association, and the British Psychological Society, and social media. Participants answered selected template and web probing items and provided an overall rating ( $N = 88$ ). Based on the Unified Theory of Acceptance and Use of Technology (UTAUT), we expected that the intention to use the template is influenced by performance expectancy (moderated by age), effort expectancy (moderated by age and experience), and social influence (moderated by age, experience, and voluntariness,  $N = 60$ ). The results suggest that the PRP-QUANT Template is suitable for different research areas within psychology, is evaluated as effective, and perceived positively. Performance expectancy and all predictors combined significantly predicted researchers' intention to use the template.

*Keywords:* meta-research, open science, preregistration, reproducibility, replicability

### **Testing the Usability of the Psychological Research Preregistration-Quantitative (PRP-QUANT) Template**

In recent years, there has been a growing call for methods and procedures to increase the transparency of research (e.g., see Munafò et al., 2017), one of them being study preregistration (Nosek et al., 2018), in which researchers document and publish their study plan before data have been collected or examined. Preregistrations are time-stamped and published with an independent party (e.g., a repository) so that they can be accessed by others (possibly after an embargo period). This way, preregistration aims to provide transparent documentation of study procedures, clear identification of deviations from preregistered plans, and a clear distinction between confirmatory and exploratory research (Parsons et al., 2022).

Studies show that preregistration indeed helps reduce questionable research practices and the rate of false positive findings (Kaplan & Irvin, 2015; Swaen et al., 2001) and, among other open science techniques, increases the replication rate of research (Protzko et al., 2020). However, despite its benefits, several obstacles currently prevent researchers in psychology from using preregistration. A recent study showed that uncertainty about which aspects needed to be included in the preregistration was both a concern of researchers who had not yet preregistered and a problem experienced by researchers with preregistration experience (Spitzer & Mueller, 2023). Accordingly, better education about preregistration was one of the most common suggestions to increase motivation and reduce obstacles of preregistration (Spitzer & Mueller, 2023).

Preregistration templates can help overcome uncertainty by listing important elements that researchers should address in their preregistration (e.g., hypotheses, study design, data

acquisition, and data analysis plan). Nowadays, a variety of templates are available, differing in scope and targeted research type. Besides more universal templates, there are templates specifically focusing on social psychology (van 't Veer & Giner-Sorolla, 2016), fMRI studies (Beyer et al., 2021), replication studies (Brandt et al., 2014), cognitive models (Crüwell & Evans, 2021), or secondary data analyses (Van den Akker et al., 2021). This wide range of options may lead to fragmentation and potential confusion among researchers as to which template should be used.

To develop a common standard for psychology and reinforce the importance of preregistration, members of the American Psychological Association (APA), the British Psychological Society (BPS), the German Psychological Society (DGPs), the Center for Open Science (COS, <https://www.cos.io/>), and the Leibniz Institute for Psychology (ZPID, <https://leibniz-psychology.org/en/>) formed a Joint Psychological Societies Preregistration Task Force. Together, they developed the Psychological Research Preregistration-Quantitative (PRP-QUANT) Template (Bosnjak et al., 2022), a comprehensive template that aids the preregistration of quantitative studies in psychology.

### **Testing the Usability of the PRP-QUANT Template**

Since preregistration of research in psychology is mainly voluntary, it is essential to provide a good usability to enhance acceptance. There is currently little empirical evaluation of preregistration templates (for an example, see Bakker et al., 2020; Heirene et al., 2021), however, it is reasonable to not simply assume usability but to test it empirically. Thus, in line with the PRP-QUANT Template's goal of becoming increasingly adapted to the needs of the

psychological research community (see Bosnjak et al., 2022), the first aim of our studies was to evaluate its usability and identify areas for improvement.

Various definitions of usability exist, largely sharing the same underlying concepts, but highlighting different aspects. A popular definition comes from the International Organization for Standardization (ISO), which measures usability along the dimensions of effectiveness, efficiency, and satisfaction with regard to specific users, objectives and contexts (International Organization for Standardization, 2018). Another definition is provided by Shackel (2009), who defines usability as “the capability to be used by humans easily and effectively” (p. 340). According to Shackel (2009), four aspects of usability should be considered: learnability, flexibility, effectiveness, and attitude. These partly align with the ISO standard but place more emphasis on learnability and flexibility. As the PRP-QUANT Template is intended to cover a wide range of different psychological sub-disciplines, and therefore the issues of learnability and flexibility are particularly relevant for assessing the template’s usability within all of psychology, the aspects defined by Shackel (2009) were used as the basis for this research.

Specifically, we were interested in the following questions:

- A) *Learnability*: Do authors from the various sub-disciplines of psychology understand how to fill in the different items of the template? Do they understand the items in the same way?
- B) *Flexibility*: Does the template capture the main points across sub-disciplines, as indicated by researchers from different sub-disciplines?

- C) *Effectiveness*: Are the items specific enough (i.e., are researcher degrees of freedom minimized)? Are items answered as expected (i.e., is the information requested in the item provided by researchers in response to it)?
- D) *Attitude*: Are users satisfied with using the template? Are costs (e.g., tiredness, personal effort) acceptable? Can the goals of the template (i.e., a detailed mapping of the preregistered study) be achieved with a reasonable amount of effort? Would authors recommend/use the template?

To assess the usability of the PRP-QUANT Template, we conducted an online study in which we asked psychological researchers to think about one of their studies and create a preregistration for that study using the template (see *study 1: simulation trial and intention to use*). Participants did not actually submit their preregistration. Alongside the template items, several web probing questions were presented. We wanted to assess the overall perceived usability, as well as participants' comments and suggestions for improving individual items.

In addition, we conducted a survey among researchers who responded to a call for online studies by submitting a preregistration created with the PRP-QUANT Template (see *study 2: survey of preregistration authors and reviewers*). Responding to this call, researchers applied with their preregistrations for funding for their data collection from ZPID's service PsychLab ONLINE. PsychLab aims to encourage preregistration by offering the incentive of free-of-charge data collection for high-quality preregistrations, which addresses another current obstacle to preregistration, i.e., insufficient incentives (Spitzer & Mueller, 2023). The submitted preregistrations were evaluated by external peer-reviewers. After the peer-reviews were



completed, the authors of preregistrations (i.e., the applicants) and the reviewers were surveyed about using the PRP-QUANT Template for writing and reviewing, respectively.

### **Intention to Use the Template**

In addition to exploring the usability of the preregistration template, we also wanted to find out whether psychological researchers plan to use the template in the future to create their preregistrations. To investigate this, the theoretical framework of the Unified Theory of Acceptance and Use of Technology (UTAUT; Venkatesh et al., 2003, 2016) was used. This theory postulates that performance expectancy (i.e., the belief that using the system will help achieve performance gains), effort expectancy (i.e., the degree of ease associated with using the system), and social influence (i.e., the perception that important others believe one should use the new system) predict people's intention to use a new system. According to the UTAUT, intention, combined with facilitating conditions (i.e., the belief that an organizational and technical infrastructure exists which supports using the system), is a predictor of actual behavior. Therefore, it is of interest to investigate the intention to use the template in more detail, as this might be an estimator of how likely psychological researchers will use it in the future to create their preregistrations.

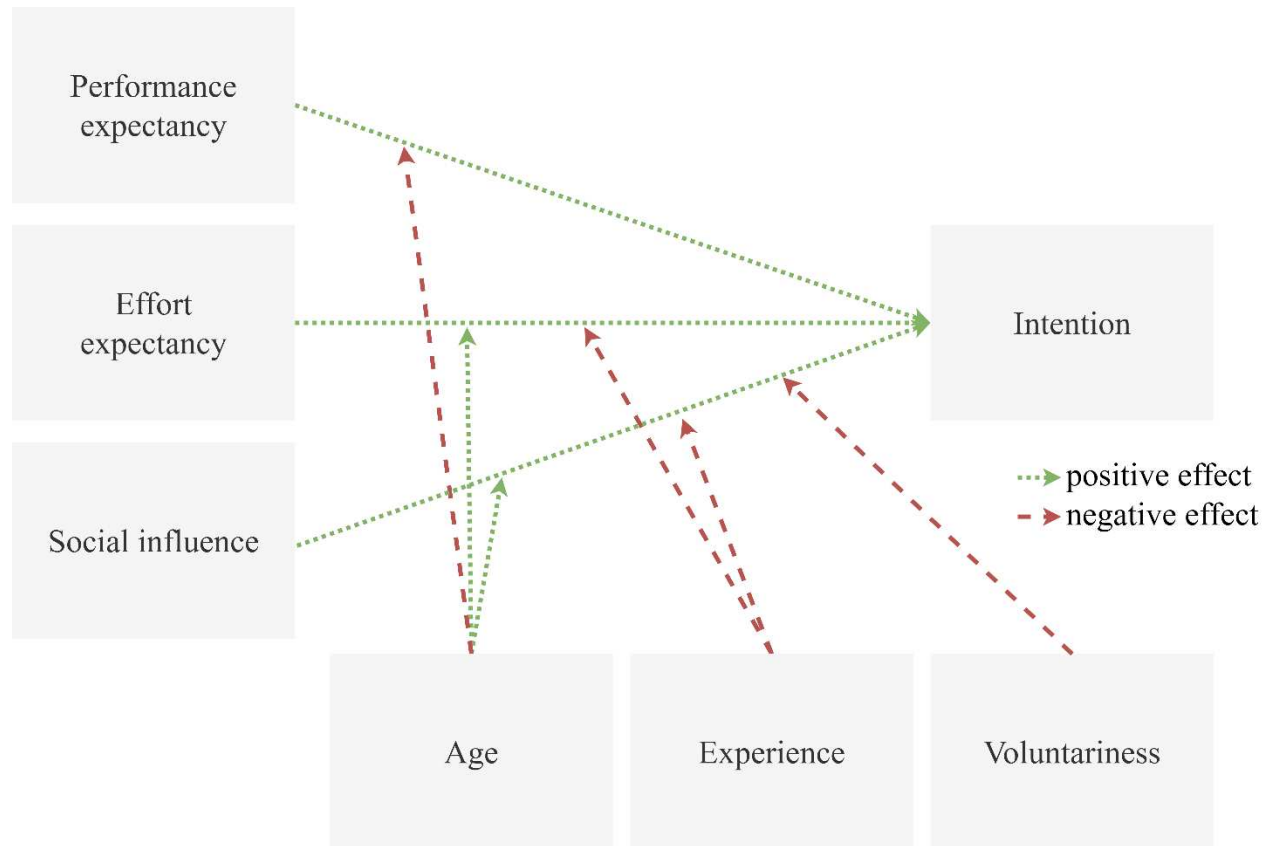
To examine the intention to use the PRP-QUANT Template, we asked the participants of study 1 to answer various UTAUT items (see *study 1: simulation trial and intention to use*). Then, we computed a moderated multiple regression model. Based on the UTAUT and the effects described by Venkatesh et al. (2003), we had the following predictions, which are also displayed in Figure 1:

- 1) Performance expectancy is a positive predictor for the intention to use the template.

- 2) Effort expectancy is a positive predictor for the intention to use the template.
- 3) Social influence is a positive predictor for the intention to use the template.
- 4) Age negatively moderates the effect of performance expectancy on intention, as it has been shown that extrinsic rewards may be more important for younger persons.
- 5) Age positively moderates the effect of effort expectancy on intention, since older persons have more difficulties in processing complex stimuli and attention allocation.
- 6) Age positively moderates the effect of social influence on intention, since older persons might place more importance on social influences and affiliation.
- 7) Experience negatively moderates the effect of effort expectancy on intention, as prior experience would serve as a facilitator for using the new system.
- 8) Experience negatively moderates the effect of social influence on intention, since it has been shown that the salience of social influences decreases with experience.
- 9) Voluntariness negatively moderates the effect of social influence on intention, as social influence is less important in settings where the decision to use the system is completely voluntary.

**Figure 1**

*Hypotheses based on the UTAUT (Venkatesh et al., 2003, 2016)*



### **Study 1: Simulation Trial and Intention to Use**

In study 1, we examined the usability of the PRP-QUANT Template by asking psychological researchers to think of one of their studies and complete selected parts of the template. We also presented web probing questions and examined the researchers' intention to use the template in the future.

## Methods

This study was preregistered (<https://doi.org/10.23668/psycharchives.4636>). It was conducted as preregistered, except for the deviations summarized and justified in the section *Deviations From the Preregistration*.

### *Participants*

Participants were invited via the mailing lists of all research-oriented APA (<https://www.apadivisions.org/>), BPS (<https://www.bps.org.uk/member-networks>), and DGPs (<https://www.dgps.de/fachgruppen>) divisions. A reminder was sent a few weeks after the initial invitation. Furthermore, the survey was advertised on social media (Facebook and Twitter). Participants were not compensated.

Of the 2668 persons that clicked on the study link, 314 provided informed consent and started the main body of the study. Nine participants who indicated that they were not researchers or that their research did not fall within the scope of psychology were screened out at the beginning of the study since we specifically aimed to collect data from psychological researchers. Of the remaining participants, 88 subsequently worked on the template items and were thus included in the descriptive reports, as this was the core part of the study (34.09% male, 57.95% female, 2.27% other, 5.68% preferred not to answer;  $Mean_{age} = 37.19$ ; 86.36% from Europe, 11.36% from North America, 2.27% did not respond; 13.64% native English speakers). We were able to collect data from all targeted academic groups, that is, 32.95% of participants were PhD students, 37.5% were postdocs, 26.14% were professors, 2.27% indicated “other”, and 1.14% did not respond. Additionally, all the considered research areas were present (see Appendix B in the supplementary material). More than half of the participants indicated having preregistered before (56.82%). Of the participants with preregistration experience ( $n = 50$ ), 16%

had preregistered one study, 14% had preregistered two studies, 16% three studies, 8% four studies, 12% five studies, and 34% more than five studies.

Of all participants included in the descriptive reports, 60 answered all items relevant for the UTAUT model and were therefore included in the hypotheses tests (36.67% male, 56.67% female, 3.33% other, 3.33% preferred not to answer;  $Mean_{age} = 36.12$ ; 33.33% PhD students, 41.67% postdocs, and 25% professors; 88.33% from Europe, 10% from North America, 1.67% did not respond; 13.33% native English speakers).

Data were collected between March 1, 2021, and April 24, 2021. As preregistered, data collection was stopped one month after the initial invitation was sent to the last contacted division. Originally, a sample size of  $N = 89$  was targeted to be able to detect effects of  $R^2 = 25\%$  with  $\alpha = \beta = .05$  for the UTAUT regression model including 12 predictors, which was determined by an a priori power analysis (see preregistration: <https://doi.org/10.23668/psycharchives.4636>). This sample size was not reached within the set timeframe. However, the effect found in our study was quite large ( $R^2_{adjusted} = 42.79\%$ ) and could thus also be detected with the achieved sample size.

### ***Material and Measures***

The online survey was created using the software SoSci Survey (Leiner, 2019) and was supplied via [www.soscisurvey.de](http://www.soscisurvey.de). It was presented in English. In line with the two aims of this project, the study items focused on assessing the usability of the PRP-QUANT Template and measuring the UTAUT variables (see Appendix C in the supplementary material for a complete list of items).

As a first measure of usability, the template's effectiveness was inspected. For this purpose, participants were asked to answer the items of the PRP-QUANT Template as if they

were preparing a real preregistration, thinking about a study they were currently planning or conducting (or, if no current project was available, a previous study). They first provided a brief description of their study and answered items about its status and whether they planned to preregister it. They were then asked to complete the individual template items. Effectiveness was measured by coding participants' responses to the template items in terms of their fit with what was asked in the item (see section *Data Analysis and Pre-Processing*) and by having participants rate the perceived importance of all items.

To gain a deeper insight into the participants' interaction with the template items, as well as collect participants' suggestions for improvements for all items, several web probing questions were displayed alongside the template items (derived from Behr et al., 2017), probing for category-selection (e.g., for items such as T11 "Code availability" which required selecting an option, participants were asked to elaborate why they selected the respective category), comprehension (e.g., asking participants for the meaning of terms or paraphrasing, requesting participants to rate how well they understood the item, or to differentiate template items from related items), or elaboration (e.g., asking participants for examples). Some of the web probing items were displayed for all template items (i.e., rating the perceived importance of the item and an open-ended question asking what participants would add, change, or remove about the item), while others were specific to individual items.

Meanwhile, participants' attitudes regarding the template, as well as learnability and flexibility, were assessed using various rating items that were displayed after participants had finished working on the template. These items inquired about, for example, participants' satisfaction with using the template (*attitude*), how well they understood it (*learnability*), or how well it covered the most important aspects of their research (*flexibility*).

The items used for the usability test were open text input items, single- or multiple-choice items, and rating items with varying scales (see Appendix C in the supplementary material).

To measure the UTAUT variables, the following scales were assessed: a *performance expectancy* scale (i.e., five items measuring participants' expected performance when using the template), an *effort expectancy* scale (i.e., five items inquiring about the expected effort when using the template, where higher scores were associated with lower expected effort), a *social influences* scale (i.e., a scale of five items examining the perceived social pressure to use preregistration), and a *voluntariness* scale (i.e., perceived control over the behavior). The *intention* to use the template (dependent variable) was measured with one variable, as were *age* and *experience* (operationalized as the participants' academic group). In addition, *facilitating conditions* (i.e., a scale of five items) were measured. The latter scale was not part of our hypotheses tests, as it is assumed to influence people's actual behavior, not their intention (Venkatesh et al., 2003). However, this scale was still assessed since it might provide insights into factors that might help foster the practice of preregistration. The UTAUT scales were measured on a seven-point rating scale with 1 = "Disagree" to 7 = "Agree" (Venkatesh et al., 2003).

All UTAUT items were adapted from Venkatesh et al. (2003). The other items were developed based on face validity and revised in consultation with the members of the Preregistration Task Force that developed the PRP-QUANT Template (Bosnjak et al., 2022). Additionally, before data collection, a pre-test was conducted with four participants (two PhD students, one postdoc, and one professor), and its results were used to further improve the items (e.g., by increasing their comprehensibility).

***Procedure***

Participants received the study link via their respective society's mailing list or social media (see section *Participants*). After the welcome page, participant information was presented, and participants were required to provide informed consent to proceed. They were informed of the study objectives (i.e., evaluation of the PRP-QUANT Template).

At the beginning of the study, the participants provided information about their sociodemographic data and general use of preregistration. The study then focused successively on the usability of the template and measurement of the UTAUT items. Some items of the study were only shown to participants who had preregistered before (see Appendix C in the supplementary material). Before any PRP-QUANT Template or web probing items were displayed, all participants were shown the entire template. They opened the template in a table format in a new browser tab by clicking on a link provided in the study and were asked to look at the entire template to obtain a general impression. A control question regarding the content of a template item had to be answered correctly to proceed. Participants were asked to keep the template open in the additional tab so that they could refer to it throughout the study.

For answering the template and web probing items, participants were randomly assigned to one of four conditions. Depending on their condition, they were requested to fill out only a subsection of the template: 1) title and introduction, 2) overall methods, sampling procedure, and data collection, 3) overall methods, conditions, and design, or 4) analysis plans. This aimed to reduce the burden placed on each participant. Twenty-three participants were in condition 1, 29 in condition 2, 19 in condition 3, and 17 in condition 4 (overall:  $N = 88$ ).



No items of the study were mandatory besides the filter question at the beginning, which inquired whether the participants worked in psychological research (see section *Participants*). However, for participants' study descriptions and the UTAUT questionnaire, participants who did not respond were asked to confirm their choice to ensure that gaps were not created inadvertently. Additionally, if participants did not respond to the template items, they were asked to provide a reason for this (i.e., whether they thought the item was optional, made a mistake, did not know what to answer, did not like the item, if the item did not fit their research, or they could provide other reasons via open text input). This question itself was not mandatory.

On average, it took participants approximately 31 minutes to complete the study ( $SD = 12$  min,  $range = 54$  min, times adjusted for interruptions). The procedure was approved by the ethics committee of Trier University, Germany (approval number: 27/2020). An example screen recording of the procedure is available in Appendix D, available at <https://vimeo.com/833693760?share=copy>. Additionally, a PDF of the questionnaire can be found in Appendix E.

### ***Data Analysis and Pre-Processing***

We used R (Version 4.2.2, R Core Team, 2021) and the R-packages *corrplot* (version 0.92, Wei & Simko, 2021), *lm.beta* (version 1.7-2, Behrendt, 2014), *olsrr* (version 0.5.3, Hebbali, 2020), *psych* (version 2.2.9, Revelle, 2022), *RColorBrewer* (version 1.1-3, Neuwirth, 2022), *readxl* (version 1.4.2, Wickham & Bryan, 2022), *Rmisc* (version 1.5.1, Hope, 2022), *tidyverse* (version 2.0.0, Wickham et al., 2019), and *writexl* (version 1.4.2, Ooms, 2021) for all analyses.

Data were pre-processed by recoding responses from multiple-choice questions (originally: 1 = “not selected” and 2 = “selected”; new: 0 = *not selected* and 1 = *selected*) and turning single-choice items into factors. The polarity of negatively poled scale items was reversed. All UTAUT items as well as some other items of the web probing and overall evaluation were recoded from “1 to 7” to “-3 to 3”, yielding a middle category which has absolute meaning (i.e., 0 = neutral opinion, neither agreement nor disagreement). As specified in the preregistration, empty data and nonsense responses (e.g., random key pressing) were excluded.

**Coding of open text input.** Participants’ responses to the template items and other open text input items were coded for the analysis. Three coders were involved in this process, but coding was split between coders item-wise so that only one individual coded all responses for one item.

For the participants’ responses to the template items, it was coded if the given response matched what was requested in the item (0 = *not applicable*, 1 = *fits poorly*, 2 = *fits moderately*, 3 = *fits well*, -9 = *nonsense answer*). For this, a coding scheme was used, which was developed and published prior to data collection alongside the preregistration (<https://doi.org/10.23668/psycharchives.4636>). To improve the pre-specified coding scheme and represent as many potential responses as possible, the template responses of 25% of participants per condition were randomly selected and coded, while the coding scheme was revised in the process (e.g., the coding categories 0 = *not applicable* and -9 = *nonsense answer* were added). Subsequently, the improved coding scheme was applied to the remaining datasets. The final coding scheme is available in Appendix F in the supplementary material.

Next, open web probing questions and other open text input items were evaluated by coding common themes. Responses were shuffled and the coder read the first 10% of the shuffled responses. They identified common themes mentioned by the participants, which were then transferred to new columns in a coding sheet. Then, it was coded for all other responses if the theme was mentioned (= 1) or not mentioned (= 0). If new relevant topics appeared to the coder that they had not coded before, these were added as categories as the coding continued and were coded later. For the item “What would you add, change, or remove about the item?”, common themes were categorized into 1) things to add, 2) things to change, and 3) things to remove.

When asked for definitions, explanations, or examples, a different coding was implemented. For definitions, it was coded if the term was correctly described in the response (= 1) or not (= 0), and for examples it was coded if the examples fit the requested term (= 1) or not (= 0). All coded, anonymized comments are published alongside the data (Spitzer et al., 2023b).

**Quality check of UTAUT scale items.** For the items of the UTAUT scales and the overall evaluation, floor and ceiling effects were inspected, that is, items for which  $\geq 90\%$  of participants selected the lowest or highest category. No floor or ceiling effects were found for the overall sample, nor the sample used for the UTAUT analyses. Furthermore, considering only the data of participants included in the hypotheses tests, the reliability of the UTAUT scales was inspected. The reliability analyses showed high to excellent reliability for the performance expectancy ( $\alpha = .87$ ) and effort expectancy scales ( $\alpha = .9$ ), adequate reliability for the social influence scale ( $\alpha = .76$ ), and moderate reliability for the voluntariness scale ( $\alpha = .62$ ).

*Deviations From the Preregistration*

All deviations from the preregistered plan are displayed in Table 1 below. For each deviation, a justification is provided.

**Table 1***Deviations from the preregistration*

Section	Description and justification
Recruitment	Reminder emails were sent later than anticipated (not after one week, but after five weeks for the DGPs, and two and a half weeks for the BPS). For the APA, no reminder was sent, instead the study was also advertised in their newsletter.
Participants	Originally, it was planned to include all participants that started the main body of the study in the descriptive reports. However, since many participants dropped out before starting to work on the template items, and these are the core part of the study, we decided to report all descriptive reports for this sub-sample ( $N = 88$ ).
Pre-processing	In addition to the preregistered pre-processing steps, further quality checks were conducted, but did not result in any modifications in item inclusion. Specifically, reliability as well as floor and ceiling effects were inspected (i.e., it was checked for items of the UTAUT scales and overall evaluation, if $\geq 90\%$ of participants answered the lowest/highest category). Reliability analyses showed moderate to excellent reliability, no items needed to be excluded. No floor or ceiling effects were found. Since the assumption tests showed a high multicollinearity due to the interaction terms, for the hypotheses test the UTAUT scales were centered instead of recoding them from “1 to 7” to “-3 to 3”.
UTAUT	In the UTAUT sample, for the “academic group” variable, the option “other” was excluded ( $n = 1$ ) because it holds no information for the regression model (heterogeneous group). For the scales, instead of displaying means and standard deviations, these were displayed in a plot showing the mean and confidence interval, for easier inspection. It was not clearly defined a priori that one-sided tests would be used for the regression weights, however, since directional hypotheses were tested, this was implemented. This had no impact on the results.
Coding of open comments	For the web probing, it was originally planned to code common themes for questions of the type “how is this item different from another item”. However, it makes more sense to code whether the reported differences were perceived correctly (= 1) or incorrectly (= 0).

### ***Data Availability Statement***

All anonymized data (including meta-data about variables and values and coded comments for the qualitative analyses) as well as all analysis scripts are publicly accessible in the digital research repository PsychArchives (code: <https://doi.org/10.23668/psycharchives.12916>, Spitzer et al., 2023a; data: <https://doi.org/10.23668/psycharchives.12915>, Spitzer et al., 2023b). Other study materials (e.g., plain language summary, additional tables and reports, overview of the study items, screen recording of the procedure, used coding scheme) are available at <https://doi.org/10.23668/psycharchives.12898>.

## **Results**

### ***Usability of the PRP-QUANT Template***

#### **Satisfaction, Perceived Effectiveness, Fit to Research Area, and Comprehensiveness.**

Participants' responses concerning the overall evaluation of the template are displayed in Figure 2. On average, they were rather satisfied with using the template (*Mean* = 0.72, *Median* = 1, *SD* = 1.54, *IQR* = 2, *range* = 6, on a scale from -3 = *very dissatisfied* to 3 = *very satisfied*, see Figure 2A). They rated it as being effective for helping them create a preregistration (*Mean* = 1.18, *Median* = 1, *SD* = 1.41, *IQR* = 1.25, *range* = 6, on a scale from -3 = *very ineffective* to 3 = *very effective*, see Figure 2B). Compared to their favorite preregistration template, the PRP-QUANT Template convinced the participants to about the same extent (*Mean* = 0.04, *Median* = 0, *SD* = 1.51, *IQR* = 2, *range* = 6, on a scale from -3 = *less* to 3 = *more*, see Figure 2C). When asked how likely they would use the template in the future to create their preregistrations, participants indicated an average probability of 61.47% (*Median* = 68, *SD* = 28.51, *IQR* = 33.75, *range* =

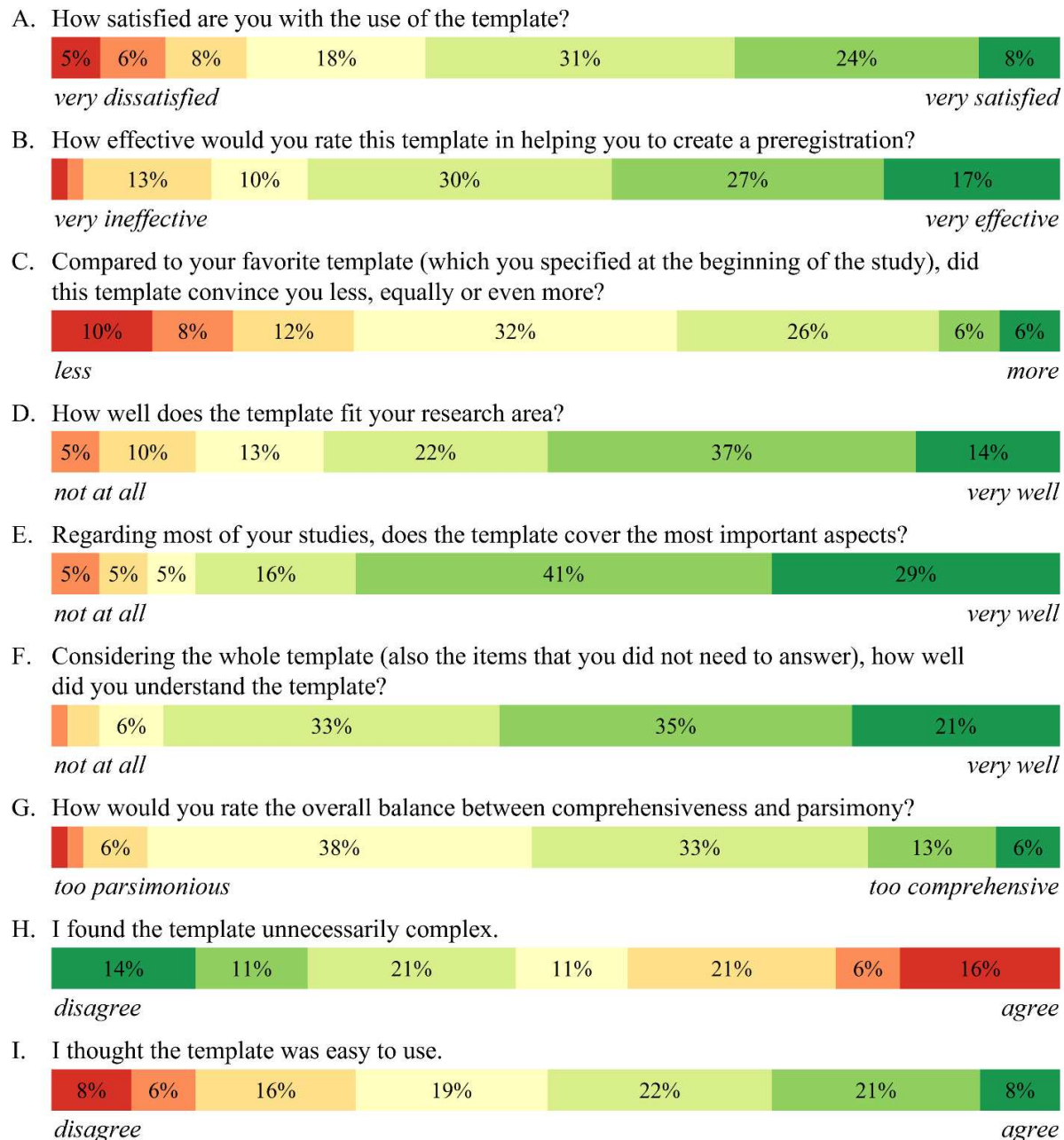
100). Additionally, they indicated an average probability of 64.67% ( $Median = 72$ ,  $SD = 30.25$ ,  $IQR = 40$ ,  $range = 100$ ) for recommending the template to a colleague.

The PRP-QUANT Template fit quite well to the participants' research areas ( $Mean = 1.22$ ,  $Median = 2$ ,  $SD = 1.38$ ,  $IQR = 1.25$ ,  $range = 5$ , on a scale from  $-3 = not\ at\ all$  to  $3 = very\ well$ , see Figure 2D) and covered the most important aspects of their studies ( $Mean = 1.65$ ,  $Median = 2$ ,  $SD = 1.34$ ,  $IQR = 2$ ,  $range = 5$ , on a scale from  $-3 = not\ at\ all$  to  $3 = very\ well$ , see Figure 2E). Additionally, the participants understood the template well ( $Mean = 1.58$ ,  $Median = 2$ ,  $SD = 1.11$ ,  $IQR = 1$ ,  $range = 5$ , on a scale from  $-3 = not\ at\ all$  to  $3 = very\ well$ , see Figure 2F).

When asked to rate the template's overall balance between comprehensiveness and parsimony, they rated it as rather comprehensive ( $Mean = 0.68$ ,  $Median = 1$ ,  $SD = 1.08$ ,  $IQR = 1$ ,  $range = 6$ , on a scale from  $-3 = too\ parsimonious$  to  $3 = too\ comprehensive$ , see Figure 2G). However, they did not find it unnecessarily complex ( $Mean = -0.08$ ,  $Median = 0$ ,  $SD = 1.99$ ,  $IQR = 3$ ,  $range = 6$ , on a scale from  $-3 = disagree$  to  $3 = agree$ , see Figure 2H). Instead, they tended towards finding it easy to use ( $Mean = 0.35$ ,  $Median = 0.5$ ,  $SD = 1.71$ ,  $IQR = 3$ ,  $range = 6$ , on a scale from  $-3 = disagree$  to  $3 = agree$ , see Figure 2I).

**Figure 2**

*Rating of overall satisfaction, perceived effectiveness, fit to research area, and comprehensiveness in percent*



*Note.* All items were rated on a seven-point scale. Percentages are based on all responses to each item (A:  $N = 62$ ; B:  $N = 63$ ; C:  $N = 50$ ; D – I:  $N = 63$ ). Only percentages above 5% are labelled.

**Participants' Suggestions for Improving the Template.** Participants were invited to provide open text input suggestions to improve the template. Only the themes mentioned more than once are included here, but all coded comments can be inspected online (Spitzer et al., 2023b). Of the 37 participants who responded to this item, 13.51% complimented the comprehensiveness of the template and found it to be a good guide for preregistration beginners and early career researchers. However, 32.43% pointed out that the template was very long and specific and that it might be beneficial to reduce its complexity. Correspondingly, 10.81% suggested providing a shorter basic template, where you specify the study type at the beginning and then get more specific items matching your study type. Additionally, 10.81% of the participants indicated that some items seemed redundant and that it would be helpful if the instructions provided additional information to clarify their differences. The participants also provided suggestions for the practical implementation of the template: for example, 8.11% suggested offering it in different formats (which is currently already the case, see <https://doi.org/10.23668/psycharchives.4584>) and to provide predefined options which can be adjusted if you deviate from them. Another 5.41% wished for example answers that could be used as support when filling in the questionnaire. Furthermore, 16.22% of the participants indicated that, while the template fits best with confirmatory and experimental studies, items for other research types might be added. Paying attention to interdisciplinarity was also suggested by participants in the general comment section at the end of the study (8.7% of 23 responses), while most responses were praise to the template (34.78%) or more general comments about preregistration or the study.

**Individual Template Items and Web Probing.** Next, the participants' responses and comments regarding the individual template items were inspected. Overall, 88 participants

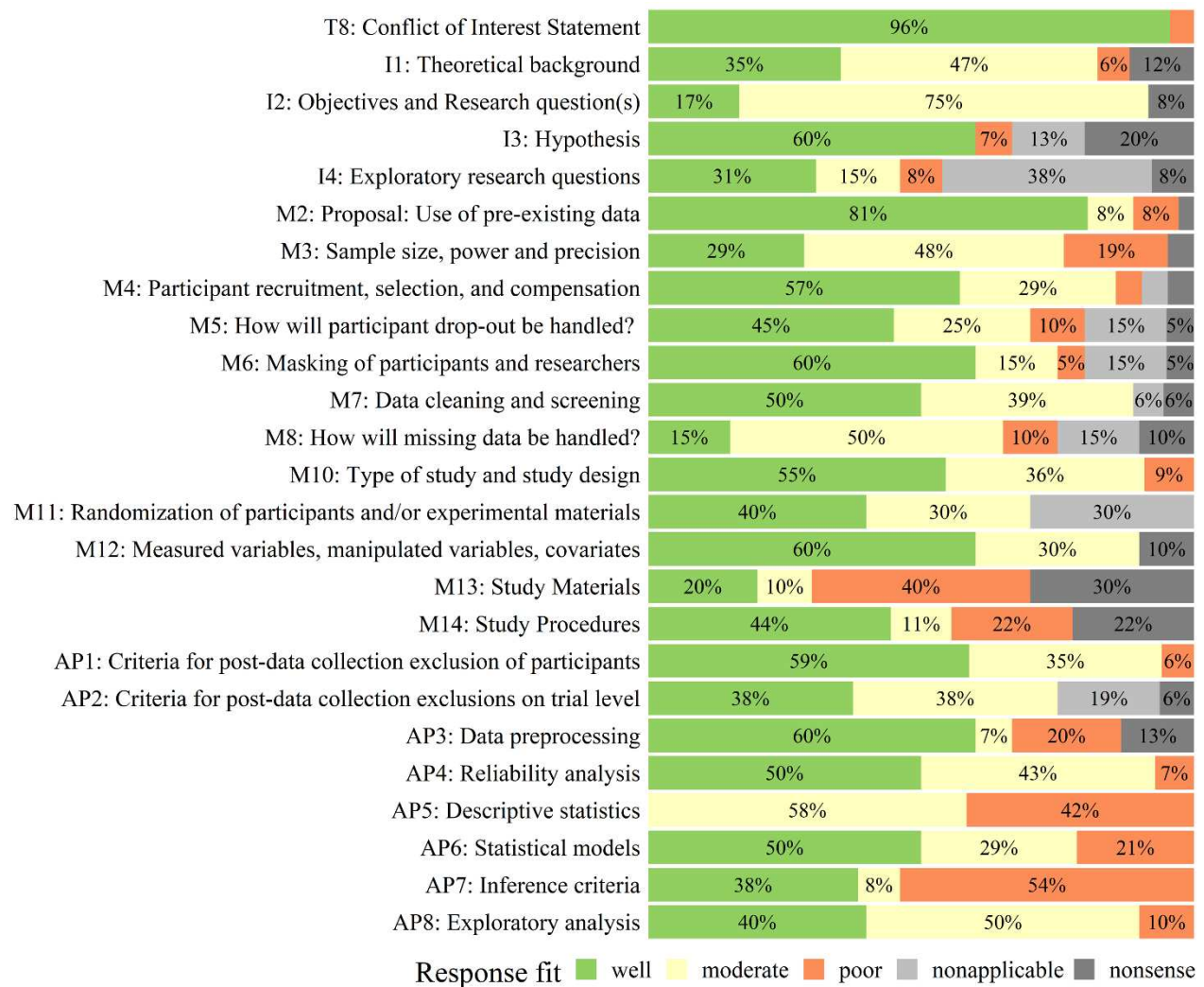


worked on the template items (see section *Participants*), whose responses were consequently used for the analysis of the individual template items and web probing questions. Of these, 21.59% had just started planning the study, 35.23% had planned the study in detail, 13.64% were currently conducting their study, 28.41% had already completed their study, and 1.14% did not indicate their study status. Moreover, 29.55% planned to preregister their study, 19.32% were currently working on the preregistration, 21.59% had already preregistered, 28.41% did not (plan to) preregister the study, and 1.14% did not indicate the preregistration status.

***Overall Good Fit of Responses.*** Of all responses provided for the template items, 48.61% fit well with the item, 27.96% fit moderately, 11.34% fit poorly, 6.05% indicated that the item was not applicable to the participants' studies, and 6.05% were nonsense answers. Figure 3 provides an overview of the response fit for all template items presented that required an open-ended response from participants. Inspecting the plot reveals that for some items, answers were primarily well-fitting (e.g., item T8 "Conflict of Interest Statement", M2 "Use of pre-existing data"), and that most items showed a moderate to good response fit. However, a higher proportion of poor answers were given for the items M13 "Study Materials", M14 "Study Procedures", AP3 "Data preprocessing", AP5 "Descriptive statistics", AP6 "Statistical models" and AP7 "Inference criteria" (i.e.,  $\geq 20\%$  of responses were coded as "poor"). The means, standard deviations, medians, and ranges for each item's fit are displayed in Appendix G in the supplementary material.

**Figure 3**

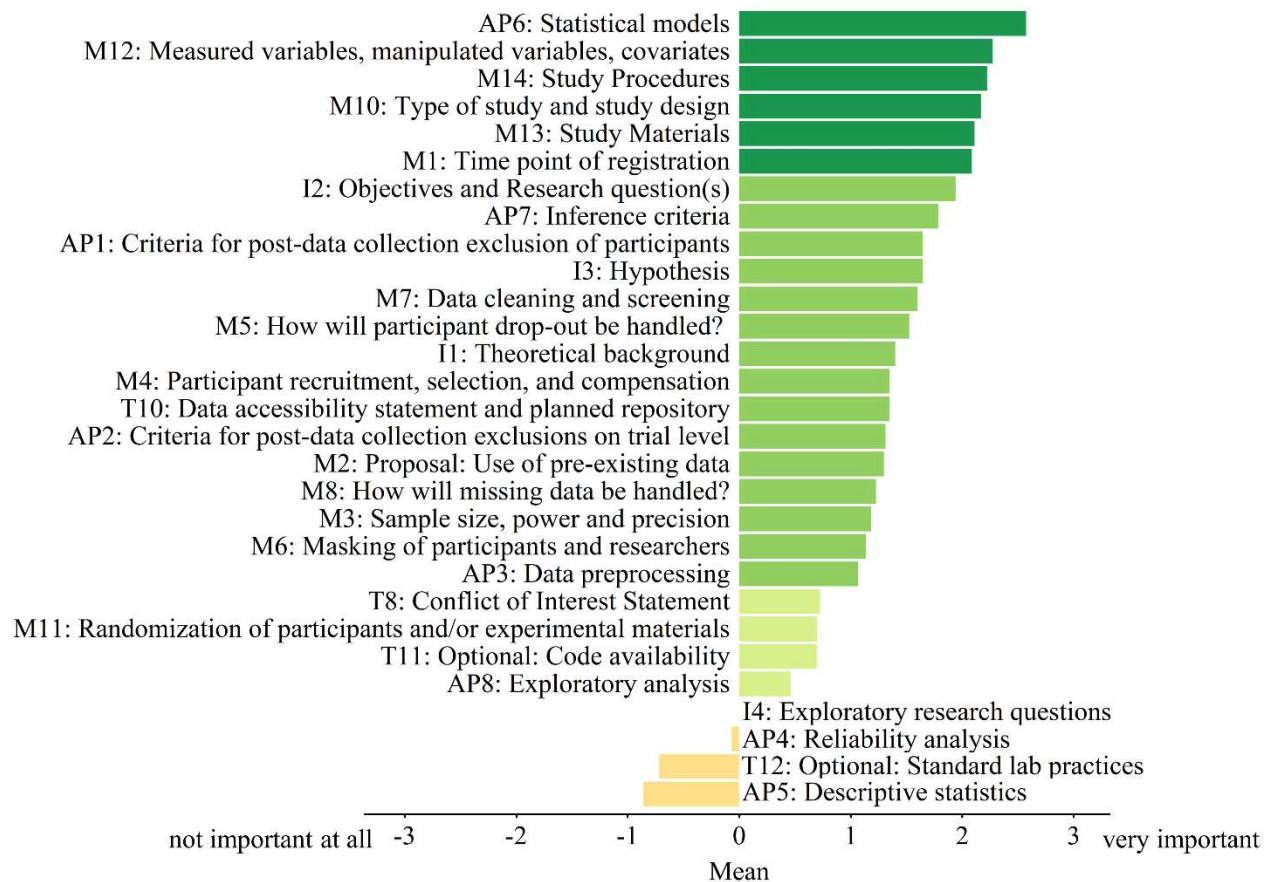
*Fit of the participants' responses to the PRP-QUANT Template items*



Whenever participants did not answer the template items, they were prompted to provide reasons for doing so (see section *Procedure*). Of the 44 responses to these prompts, 50% indicated that the participants did not know what to answer, 11.36% of the participants said that it was a mistake, 6.82% thought the item was optional, 4.55% did not like the item, 2.27% said

that it did not apply to their research, and 25% gave other reasons, most of which aligned with the given options.

***Template Items Perceived as Important for Preregistration.*** Participants felt that most of the items in the PRP-QUANT Template were important for preregistering their studies (see Figure 4). The items rated most important were AP6 “Statistical models”, M12 “Measured variables, manipulated variables, covariates”, M14 “Study Procedures”, M10 “Type of study and study design”, M13 “Study Materials”, and M1 “Time point of registration” (i.e., their mean was above 2 on a scale from -3 = *not important at all* to 3 = *very important*). Most other items were also rated as important (i.e., their mean was above 0, for most items above 1). The item I4 “Exploratory research questions” was rated as neither important nor unimportant. Still, most participants felt that including exploratory research questions and analyses in the preregistration was appropriate (i.e., for research questions, 56.25% indicated “definitely yes” or “maybe yes”, and 57.14% did so for analyses). The items AP4 “Reliability analysis”, T12 “Optional: Standard lab practices”, and AP5 “Descriptive statistics” were rated as relatively unimportant (i.e., their mean was below 0). This makes sense in that reliability analyses are not applicable to all studies, providing standard lab practices is optional (and only three of the 20 participants who answered even had a standard lab practices document), and descriptive statistics have no direct impact on hypotheses testing.

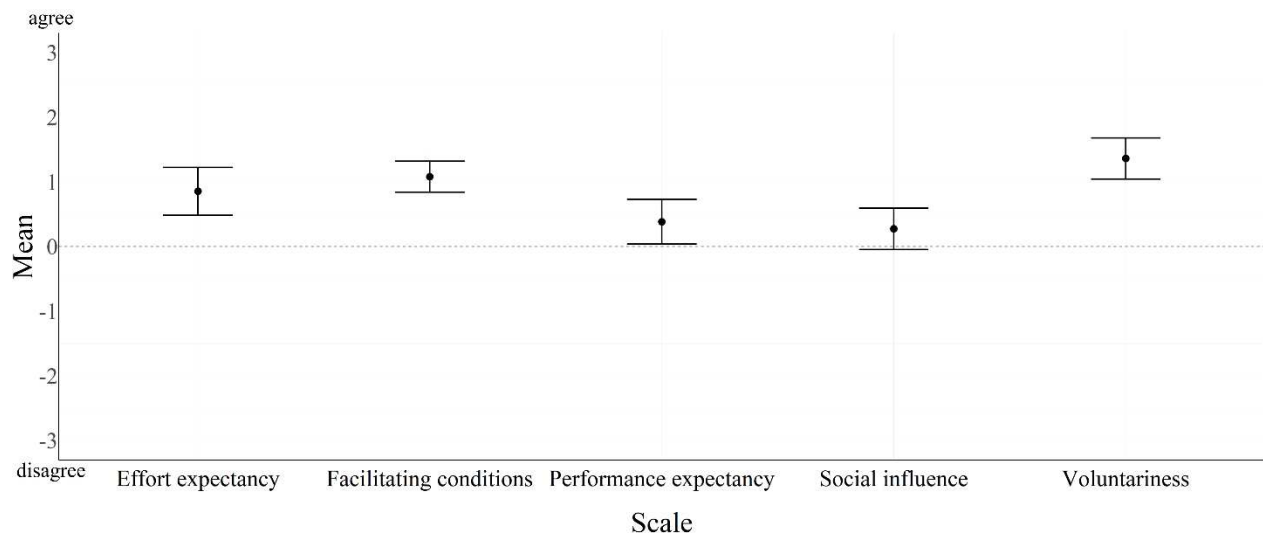
**Figure 4***Importance rating of PRP-QUANT Template items*

***Participants' Suggestions for Individual Items and Web Probing.*** For each template item that the participants worked on, they were asked what they would add, change, or remove. The participants offered a variety of comments and suggestions, which are summarized in Appendix H in the supplementary material. Additionally, participants responded to several other web probing items (see Appendix C in the supplementary material for a complete list) which queried, for example, why they had selected an answer, whether they correctly understood the

concepts underlying the items and which were unclear, how they perceived the link between items, and whether they could distinguish items from others. These are presented in detail in Appendix I in the supplementary material.

***Significant Prediction of Intention by Performance Expectancy and All Predictors Combined***

To investigate participants' intention to use the PRP-QUANT Template in the future, the UTAUT items were analyzed. For each participant, the mean scores were computed for all UTAUT scales (i.e., performance expectancy, effort expectancy, social influence, facilitating conditions, and voluntariness). The means and confidence intervals for all scales are displayed in Figure 5.

**Figure 5***UTAUT Scales*

*Note.* Scales ranged from 1 = *Disagree* to 7 = *Agree* and were recoded to “-3 to 3” (however, these were centered for the hypotheses tests, see below). The parameters were calculated based on the sample used for the UTAUT hypotheses tests (i.e., participants who responded to all items used in these analyses,  $N = 60$ ). Error bars indicate 95% confidence intervals. Higher effort expectancy scores are associated with lower expected effort. Facilitating conditions were considered descriptively but were not included in the hypotheses tests.

We expected that the intention to use the template in the future is predicted by performance expectancy (moderated by age), effort expectancy (moderated by age and experience, i.e., academic group), and social influence (moderated by age, experience, i.e., academic group, and voluntariness of use, see Figure 1). To test these hypotheses, a moderated

multiple regression model was computed, which is a method that has been frequently used to test the UTAUT (see Williams et al., 2015).

Behavioral intention (i.e., the answer to the item “How likely would you use the template in the future to create your preregistrations?”) was included as the dependent variable. The following predictors were included in the model: 1) the score on the performance expectancy scale, 2) performance expectancy  $\times$  age, 3) the score on the effort expectancy scale, 4) effort expectancy  $\times$  age, 5) effort expectancy  $\times$  experience (i.e., academic group), 6) the score on the social influence scale, 7) social influence  $\times$  age, 8) social influence  $\times$  experience, 9) social influence  $\times$  voluntariness, 10) age, 11) experience, and 12) voluntariness. The significance of the overall model, as well as of individual predictors and moderating effects, was evaluated at  $\alpha = .05$ . Because of our directional hypotheses, the regression weights were tested in a one-tailed fashion.

Before computing the moderated regression model, its assumptions were tested: linearity, uncorrelated predictors, independence and normality of residuals, and homogeneity of variance. The assumption tests showed high multicollinearity among the predictors, as judged based on the variance inflation factors ( $VIF > 10$  for seven predictor/interaction terms). Because of this, all predictors except for experience (nominal variable) were centered, which drastically reduced multicollinearity ( $VIF < 10$  for all except one predictor).

As expected, the predictors of the UTAUT combined were able to significantly predict researchers' intention to use the PRP-QUANT Template in the future,  $F(15, 44) = 3.94, p < .001$ ,  $R^2_{\text{adjusted}} = 42.79\%$ . However, of the individual predictors, only performance expectancy was a significant predictor for intention,  $t(44) = 2.28, p_{\text{one-sided}} = .014, \beta = .36$ . When this model is

compared to the preregistered model with un-centered predictors, performance expectancy becomes non-significant,  $t(44) = 1.58$ ,  $p_{\text{one-sided}} = .06$ ,  $\beta = .87$ .

## **Study 2: Survey of Preregistration Authors and Reviewers**

In study 2, we surveyed psychological researchers who had used the PRP-QUANT Template to create a preregistration and submitted it when applying for free-of-charge data collection in ZPID's call for online studies. In addition, call reviewers were asked how they felt about reviewing preregistrations based on the PRP-QUANT Template. Instead of being constructed based on theoretical considerations, these surveys were designed to provide a quick exploration of the participants' experiences with the template and processes within the call. Thus, the items of study 2 did not cover all aspects of usability measured in study 1, but instead focused largely on participants' attitudes regarding the template.

## **Methods**

This study was not preregistered as it was conducted on a short notice. It does not include hypotheses tests. Instead, we report the survey results descriptively. As for study 1, the data and analysis scripts are available online (Spitzer et al., 2023a, 2023b).

## ***Participants***

Twenty-eight preregistrations reached the review stage of the call. After this stage, all submitting authors (i.e., mostly the first author) were invited to participate in the author survey. Nineteen authors participated in this study. Data were collected between May 16, 2022, and May 29, 2022. After the initial invitation, two reminders were sent to all potential participants.



Meanwhile, 44 researchers were reviewers of an accepted proposal and were invited to participate in the reviewer survey, of whom 29 participated. Their data were collected between March 11, 2022, and March 26, 2022, with one reminder sent to them. Participants were not compensated.

### ***Material and Measures***

Both surveys were created using Google Forms (<https://docs.google.com/forms>). The author survey consisted of 21 items and the reviewer survey consisted of 17 items. There were five different sections of items in the author survey: 1) items about the participants' previous and future use of preregistration and PsychLab, 2) items regarding their experiences with using the structured template compared to a continuous format (i.e., a normal report) and 3) their experiences during the review process, 4) questions about their general opinion of preregistration, and 5) additional comments. The shorter reviewer survey had three different sections of items: 1) items asking participants to compare their experiences with reviewing this structured format versus a continuous text, 2) questions concerning their general impression of reviewing preregistrations instead of full manuscripts, and 3) additional comments. Some of the items related more generally to the call's processes and participants' general impression of preregistration, however, we only present those responses related to the usability of the template in this article.

Of the various aspects of usability measured in study 1 (Shackel, 2009), attitudes were the focus of study 2. Authors were asked whether they felt that the structure of the template facilitated creating their preregistration, whether it made them think of details that were important for planning their study (which can also be seen as an indicator of flexibility), whether

the template helped them include all relevant information, or whether they felt that the items should be reduced. Similarly, reviewers were asked whether they felt that the structure of the template facilitated their evaluation, helped them find the information more easily, focus their attention on the relevant sections, and assess the completeness of the information, or whether, in contrast, the template hindered their reading flow or contained too many elements irrelevant to the review. Participants were also asked whether they would have preferred to prepare/review the proposal in this structured preregistration format or in a normal report format. As a further aspect, learnability was measured by asking the authors if they had difficulty understanding what they were supposed to fill in for some items.

Most items were 7-point rating items with 1 = “strongly disagree” and 7 = “strongly agree”. In addition, participants were given the opportunity to express their opinions in several open text input items (e.g., “Anything else you would like to add about the template? Please comment here”). See Appendix C in the supplementary material for an overview of the items in the author and reviewer surveys.

### ***Procedure***

The surveys took approximately five minutes to complete. Participants were invited via personal email, and data were collected anonymously. In both surveys, participants successively completed the different item sections (for authors: use of preregistration and PsychLab, comparison of structured template versus continuous text, review process, general opinion of preregistration, and additional comments; for reviewers: comparison of structured template versus continuous text, comparison of reviewing preregistrations versus complete manuscripts,

and additional comments), which were each displayed on a new page. None of the items were mandatory.

### ***Data Analysis and Pre-Processing***

Again, R (Version 4.2.2, R Core Team, 2021) was used for the analysis. Data of the rating items were pre-processed similarly to study 1, that is, they were recoded from “1 to 7” to “-3 to 3” to facilitate interpretation. Scales that deviated from this format were not recoded (these are labelled accordingly below). For all rating items, the mean, median, standard deviation, interquartile range, and range were calculated. Percentages were computed to examine preregistration experience and intention. Open-ended comments were manually reviewed and summarized.

## **Results**

### ***Author Responses***

Of all authors who participated in the survey, 31.58% had preregistered for the first time (i.e., 68.42% had previous preregistration experience). Overall, 94.74% of participants intended to preregister in the future (i.e., their scores were above 3.5 on a scale from 0 = *very unlikely* to 7 = *very likely*), of which 73.68% selected *very likely*.

Overall, the authors rated the PRP-QUANT Template favorably. They mostly agreed that it facilitated creating their preregistration (*Mean* = 1.63, *Median* = 2, *SD* = 1.01, *IQR* = 1, *range* = 3), that it made them think of details that were important for planning their study (*Mean* = 1.79, *Median* = 2, *SD* = 0.92, *IQR* = 1, *range* = 3), and that it helped them include all relevant information (*Mean* = 2.06, *Median* = 2, *SD* = 0.87, *IQR* = 0.75, *range* = 3). They mostly

disagreed with the statements that the template items should be reduced ( $Mean = -0.47$ ,  $Median = -1$ ,  $SD = 1.84$ ,  $IQR = 3$ ,  $range = 6$ ), that they (i.e., the authors) had difficulty understanding what they were supposed to fill in on some items ( $Mean = -1.16$ ,  $Median = -2$ ,  $SD = 1.83$ ,  $IQR = 3.5$ ,  $range = 5$ ), and that they would have preferred to write the proposal in a normal report format (continuous text) rather than a structured format ( $Mean = -1.37$ ,  $Median = -2$ ,  $SD = 1.64$ ,  $IQR = 2$ ,  $range = 5$ ).

In the open comments, most participants expressed satisfaction with using the template. Some suggestions for improvements were made, each voiced by one participant, respectively. For example, it was suggested to provide a front page with a link to all different subsections to make it easier for authors and reviewers to navigate the document, shorten the template and reduce redundancies, revise the structure of the Word template, and query the abstract in one item rather than subdividing it.

### ***Reviewer Feedback***

Reviewers also perceived various advantages of the PRP-QUANT Template. They described that the structure of the template facilitated their evaluation ( $Mean = 1.07$ ,  $Median = 1$ ,  $SD = 1.25$ ,  $IQR = 2$ ,  $range = 4$ ), that it helped them find the information ( $Mean = 1.03$ ,  $Median = 1$ ,  $SD = 1.4$ ,  $IQR = 2$ ,  $range = 4$ ), that the structure of the template helped them focus their attention on the relevant sections ( $Mean = 1.21$ ,  $Median = 1$ ,  $SD = 1.29$ ,  $IQR = 2$ ,  $range = 5$ ), and that it helped them evaluate the completeness of the information ( $Mean = 1.14$ ,  $Median = 2$ ,  $SD = 1.46$ ,  $IQR = 2$ ,  $range = 5$ ). Correspondingly, they would not have preferred to review the proposal in a normal report format of continuous text rather than in a structured format ( $Mean = -0.83$ ,  $Median = -1$ ,  $SD = 1.56$ ,  $IQR = 2$ ,  $range = 5$ ), they did not feel that the layout of the

template hindered their reading flow ( $Mean = -0.9$ ,  $Median = -1$ ,  $SD = 1.8$ ,  $IQR = 3$ ,  $range = 5$ ), or that the template contained too many elements irrelevant to reviewing the proposal ( $Mean = -1.1$ ,  $Median = -2$ ,  $SD = 1.59$ ,  $IQR = 2$ ,  $range = 5$ ).

In the open text field, reviewers commented that they found the template generally helpful and provided some suggestions for improvements. For example, it was suggested to add an item about scientific and thematic relevance, or the possibility of including scripts and results from data analysis (e.g., power analyses). This is already possible by using the PRP-QUANT Template in R Markdown or JupyterLab. Furthermore, it was commented that the template could be more concise, and that the items A2 “Objectives and Research questions” and I2 “Objectives and Research question(s)” seemed redundant (however, since A2 is part of the abstract, these items ask for different depths of information). One person recommended dividing the template into two sections to facilitate reviewing: Authors could elaborate in the first section everything relevant to reviewing and then give all the relevant technical information in the second section.

## Discussion

We conducted two studies to evaluate the usability of the PRP-QUANT Template and identify areas for improvement. Furthermore, we wanted to find out whether psychological researchers plan to use the template in the future to create their preregistrations and examine which variables might be important for this intention formation.

### Usability of the Template Rated High, With Suggestions for Improvements

We assessed the usability of the PRP-QUANT Template in study 1 by conducting a simulation trial in which we asked psychological researchers to think of one of their studies to

complete selected parts of the template, and in study 2 by surveying authors and reviewers of preregistrations that were part of a call for online studies. For this evaluation, we referred to the four aspects of usability defined by Shackel (2009): learnability, flexibility, effectiveness, and attitude.

### ***Learnability and Flexibility***

In both study 1 and study 2, participants indicated a good understanding of the template. They did not find it unnecessarily complex and instead tended towards finding it easy to use. Researchers from many different research areas participated – many came from experimental and cognitive psychology, but also from social psychology, clinical psychology, educational psychology, organizational psychology, developmental psychology, research methods, general psychology, neuroscience, neuropsychology, and differential psychology. Overall, the participants indicated that the PRP-QUANT Template fit their research areas quite well and covered the most important aspects of their studies. This suggests that both the learnability and flexibility of the template are adequate and that the template seems to capture the main points of various sub-disciplines. Still, some participants struggled to understand complex terms and differentiate between similar items, which could be improved, for instance, by providing examples.

### ***Effectiveness***

Various indicators point to the effectiveness of the PRP-QUANT Template. Participants felt that most of the template items were important for preregistering their studies, with the most highly rated items being AP6 “Statistical models”, M12 “Measured variables, manipulated variables, covariates”, M14 “Study Procedures”, M10 “Type of study and study design”, M13

“Study Materials”, and M1 “Time point of registration”. More than three-quarters of participants’ responses to the template items matched the requested information moderately or well, with nearly half of the responses fitting well. When looking at the individual items, it appears that most had a moderate to good response fit. For some items, participants indicated that they were not applicable to them, which is consistent with how the PRP-QUANT Template was designed (i.e., with many different items, of which only the applicable ones should be answered).

There was a higher proportion of poor answers for the items M13 “Study Materials”, M14 “Study Procedures” AP3 “Data preprocessing”, AP5 “Descriptive statistics”, AP6 “Statistical models” and AP7 “Inference criteria”. These items could be prime candidates for revision. However, it must be noted that these are also items that require very elaborate responses. Since study 1 imposed quite high demands on the participants while no compensation was given, it may be assumed that this could be the lower end of the scale of possible response quality. Nevertheless, the participants had various suggestions on how these and other items could be improved, which could be included in a new version of the template.

### *Attitudes*

Participants’ attitudes towards the PRP-QUANT Template were also rather positive. They were satisfied with using the template and found it effective for helping them create a preregistration, which was also true for the authors of preregistrations in study 2. Compared to their favorite preregistration template, the PRP-QUANT Template convinced the participants to about the same extent. They also indicated an average probability of over 60% that they would use it in the future to create their preregistrations or recommend it to a colleague. However,

while the template was not considered unnecessarily complex, participants commented on its length on several occasions. Accordingly, many of the participants' suggestions were aimed at requesting the information in a more condensed form, which could possibly be considered in a new version of the template.

In study 2, authors of preregistrations indicated that the template made them think of elements important for planning their study and that it helped them include all relevant information. Correspondingly, reviewers felt that the structure of the template facilitated their evaluation, helped them find all relevant information and focus their attention, and helped them evaluate the completeness of the information.

In summary, the usability of the PRP-QUANT Template was found to be high in our studies. Nevertheless, we identified some possibilities for improvements. The next step is to implement these in a new version of the template.

### **Prediction of Intention Primarily Through Expected Performance Gains**

Besides evaluating the usability of the PRP-QUANT Template, study 1 examined researchers' intention to use it in the future, as well as possible influences on that intention. Based on the UTAUT (Venkatesh et al., 2003, 2016), we expected that the intention to use the template is influenced by performance expectancy (moderated by age), effort expectancy (moderated by age and experience), and social influence (moderated by age, experience, and voluntariness of use).

Our results show that participants' average intention to use the template in the future to create their preregistrations was rather high (61.47%). Descriptively, all UTAUT variables



indicated a positive perception of the template, that is, all scale means were above zero, where zero indicated a neutral opinion and positive values indicated a positive opinion. This suggests that participants tended to believe that using the template would help them attain gains in performance (*performance expectancy*) and that the template would be easy to use (*effort expectancy*). Additionally, participants felt that, while preregistration is voluntary (*voluntariness*), others would approve of them preregistering (*social influence*) and that organizational and technical infrastructures exist that support the preregistration process (*facilitating conditions*).

As hypothesized, all predictors of the UTAUT combined were able to significantly predict researchers' intention to use the PRP-QUANT Template in the future. However, of the individual predictors, only performance expectancy significantly predicted intention. This suggests that the expectation that the template will be useful for one's own research has the strongest influence on whether researchers plan to use it. Highlighting this benefit could therefore help raise researchers' awareness and adoption of the template in the future.

### **Limitations**

The implementation of study 1 had some limitations. Responding to the template represented a considerable amount of effort for the participants, for which they were not compensated. It may be assumed that the quality of the responses reported here represents the lower bound, as researchers would likely put much more effort into creating their actual preregistrations. This suggests that the fit of the answers might be even better in a real deployment of the template. In the future, this could be tested by examining the preregistrations of the authors we surveyed in study 2, as they created their preregistrations to apply for a high

external incentive and therefore likely spent more time on their preregistrations. However, this does not undermine the participants' suggestions for improvements that can be used to revise the template.

The format and method of responding to the items in study 1 were also constrained. We presented participants with the PRP-QUANT Template in a table format and queried the template items one after another in our online questionnaire, where participants could not skip back and forth. Again, it can be assumed that satisfaction with the template would probably be even higher if researchers could freely choose between all available formats (e.g., table, text, online form, R Markdown, and Jupyter Notebook) and be able to switch flexibly between items. In addition, if they were using the template to preregister a study outside the present usability test, they would probably invest much more time and would not have to complete responding to the items in one session. In line with this assumption, the template was evaluated very positively in study 2, both by authors and reviewers.

In addition to the limitations of our chosen format, our studies faced some sample restrictions. Although participants were drawn from diverse sub-disciplines within psychology, we deliberately excluded fields outside of psychology due to the focused nature of the PRP-QUANT Template, which specifically aids in preregistering quantitative studies in psychology. Furthermore, given our recruitment strategy through the mailing lists of the APA, BPS, DGPs, and social media, our participants came from North America and Europe. Thus, our results may not be generalizable to researchers from other countries. However, this does also not limit the usefulness of the participants' suggestions for revising the template.

Regarding our hypotheses tests, it must be noted that our a priori power analysis was calculated with respect to the overall model, not the individual predictors. It could be that other predictors besides performance expectancy are important for predicting the intention to use the template but were not detectable with our sample size. In addition, there was multicollinearity in our model, which we could improve by centering, but not eliminate completely.

Lastly, on a more general note, there has been some challenge to the validity of the UTAUT in a recent meta-analysis (Blut et al., 2021). Nevertheless, the robustness of the UTAUT and its main effects has been repeatedly validated by research (e.g., see Jadir et al., 2021; Khechine et al., 2016; Venkatesh et al., 2016). The authors of the meta-analysis argue that there is not one specification of UTAUT that applies to all contexts, but that the ability of the theory to predict the use of a new system is context dependent. Besides low power, this might have also contributed to some of the predictors not being significant in our model.

### **Future Research**

Our studies examined the usability of the PRP-QUANT Template and identified its strengths and areas for improvement. These can now be used to create an empirically founded revision.

In the future, usability studies should be used to continually adapt the template to the needs of the community. Other templates could also benefit from such usability assessments. Additionally, studies could not only focus on the templates themselves, but also on preregistrations created with the respective templates, following the approach of Bakker et al. (2020) and Heirene et al. (2021). This would allow an empirical investigation of the effectiveness of the templates in reducing researchers' degrees of freedom.

### **Conclusion**

In two studies, we identified both strengths and areas for improvement in the PRP-QUANT Template. We obtained insights into learnability, flexibility, effectiveness, and attitudes, as well as participants' comments and suggestions regarding the template. These can now serve as the basis for an empirically informed revision. Moreover, we demonstrated that performance expectancy, as well as all variables of the UTAUT combined, significantly predicted psychological researchers' intention to use the template in the future. Overall, participants were likely to use the template or recommend it to a colleague, which indicates that the template is being well received.

### **Acknowledgments**

We would like to thank the members of the Joint Psychological Societies Preregistration Task Force for their feedback on the items of study 1, our student assistants for coding, and T. Dauber and J. Pauquet for proofreading.

### References

- Bakker, M., Veldkamp, C. L. S., van Assen, M. A. L. M., Cromptvoets, E. A. V., Ong, H. H., Nosek, B. A., Soderberg, C. K., Mellor, D., & Wicherts, J. M. (2020). Ensuring the quality and specificity of preregistrations. *PLOS Biology*, 18(12), e3000937. <https://doi.org/10.1371/journal.pbio.3000937>
- Behr, D., Meitinger, K., Braun, M., & Kaczmirek, L. (2017). *Web probing – implementing probing techniques from cognitive interviewing in web surveys with the goal to assess the validity of survey questions. Mannheim, GESIS – Leibniz-Institute for the Social Sciences (GESIS – Survey Guidelines)*. [https://doi.org/10.15465/gesis-sg\\_en\\_023](https://doi.org/10.15465/gesis-sg_en_023)
- Behrendt, S. (2014). *lm.beta: Add standardized regression coefficients to lm-objects (Version 1.7-2)* [Computer software]. <https://CRAN.R-project.org/package=lm.beta>
- Beyer, F., Flannery, J., Gau, R., Janssen, L., Schaare, L., Hartmann, H., Nilsonne, G., Martin, S., Khalil, A., Lipp, I., Puhlmann, L., Heinrichs, H., Mohamed, A., Herholz, P., Sicorello, M., & Panagoulas, E. (2021). *A fMRI pre-registration template*. PsychArchives. <https://doi.org/10.23668/PSYCHARCHIVES.5121>
- Blut, M., Chong, A., Tsiga, Z., & Venkatesh, V. (2021). Meta-Analysis of the Unified Theory of Acceptance and Use of Technology (UTAUT): Challenging its validity and charting a research agenda in the red ocean. *Journal of the Association for Information Systems*, *Forthcoming*. <https://ssrn.com/abstract=3834872>
- Bosnjak, M., Fiebach, C. J., Mellor, D., Mueller, S., O'Connor, D. B., Oswald, F. L., & Sokol, R. I. (2022). A template for preregistration of quantitative research in psychology: Report of

- the joint psychological societies preregistration task force. *American Psychologist*, 77(4), 602–615. <https://doi.org/10.1037/amp0000879>
- Brandt, M. J., IJzerman, H., Dijksterhuis, A., Farach, F. J., Geller, J., Giner-Sorolla, R., Grange, J. A., Perugini, M., Spies, J. R., & van 't Veer, A. (2014). The replication recipe: What makes for a convincing replication? *Journal of Experimental Social Psychology*, 50, 217–224. <https://doi.org/10.1016/j.jesp.2013.10.005>
- Crüwell, S., & Evans, N. J. (2021). Preregistration in diverse contexts: A preregistration template for the application of cognitive models. *Royal Society Open Science*, 8(10), 210155. <https://doi.org/10.1098/rsos.210155>
- Hebbali, A. (2020). *olsrr: Tools for Building OLS Regression Models (Version 0.5.3)* [Computer software]. <https://CRAN.R-project.org/package=olsrr>
- Heirene, R., LaPlante, D., Louderback, E. R., Keen, B., Bakker, M., Serafimovska, A., & Gainsbury, S. M. (2021). *Preregistration specificity & adherence: A review of preregistered gambling studies & cross-disciplinary comparison*. PsyArXiv. <https://doi.org/10.31234/osf.io/nj4es>
- Hope, R. M. (2022). *Rmisc: Ryan miscellaneous (Version 1.5.1)* [Computer software]. <https://CRAN.R-project.org/package=Rmisc>
- International Organization for Standardization (ISO). (2018). *ISO 9241-11:2018: Ergonomics of human-system interaction—Part 11: Usability: Definitions and concepts*. <https://www.iso.org/standard/63500.html>

- Jadil, Y., Rana, N. P., & Dwivedi, Y. K. (2021). A meta-analysis of the UTAUT model in the mobile banking literature: The moderating role of sample size and culture. *Journal of Business Research*, 132, 354–372. <https://doi.org/10.1016/j.jbusres.2021.04.052>
- Kaplan, R. M., & Irvin, V. L. (2015). Likelihood of null effects of large NHLBI clinical trials has increased over time. *PLOS ONE*, 10(8), e0132382. <https://doi.org/10.1371/journal.pone.0132382>
- Khechine, H., Lakhal, S., & Ndjambou, P. (2016). A meta-analysis of the UTAUT model: Eleven years later. *Canadian Journal of Administrative Sciences / Revue Canadienne Des Sciences de l'Administration*, 33(2), 138–152. <https://doi.org/10.1002/cjas.1381>
- Leiner, D. J. (2019). *SoSci Survey* [Computer software]. <https://www.soscisurvey.de>
- Munafò, M. R., Nosek, B. A., Bishop, D. V. M., Button, K. S., Chambers, C. D., Percie du Sert, N., Simonsohn, U., Wagenmakers, E.-J., Ware, J. J., & Ioannidis, J. P. A. (2017). A manifesto for reproducible science. *Nature Human Behaviour*, 1(1), 0021. <https://doi.org/10.1038/s41562-016-0021>
- Neuwirth, E. (2022). *RColorBrewer: ColorBrewer palettes (Version 1.1-3)* [Computer software]. <https://CRAN.R-project.org/package=RColorBrewer>
- Nosek, B. A., Ebersole, C. R., DeHaven, A. C., & Mellor, D. T. (2018). The preregistration revolution. *Proceedings of the National Academy of Sciences*, 115(11), 2600–2606. <https://doi.org/10.1073/pnas.1708274114>
- Ooms, J. (2021). *writexl: Export data frames to excel “xlsx” Format (Version 1.4.2)* [Computer software]. <https://CRAN.R-project.org/package=writexl>

- Parsons, S., Azevedo, F., Elsherif, M. M., Guay, S., Shahim, O. N., Govaart, G. H., Norris, E., O'Mahony, A., Parker, A. J., Todorovic, A., Pennington, C. R., Garcia-Pelegrin, E., Lazić, A., Robertson, O., Middleton, S. L., Valentini, B., McCuaig, J., Baker, B. J., Collins, E., ... Aczel, B. (2022). A community-sourced glossary of open scholarship terms. *Nature Human Behaviour*, 6, 312–318. <https://doi.org/10.1038/s41562-021-01269-4>
- Protzko, J., Krosnick, J., Nelson, L. D., Nosek, B. A., Axt, J., Berent, M., Buttrick, N., DeBell, M., Ebersole, C. R., Lundmark, S., MacInnis, B., O'Donnell, M., Perfecto, H., Pustejovsky, J. E., Roeder, S. S., Waliczek, J., & Schooler, J. (2020). *High replicability of newly-discovered social-behavioral findings is achievable*. PsyArXiv. <https://doi.org/10.31234/osf.io/n2a9x>
- R Core Team. (2021). *R: A language and environment for statistical computing*. R Foundation for Statistical Computing (version 4.2.2) [Computer software]. <https://www.R-project.org/>
- Revelle, W. (2022). *psych: Procedures for psychological, psychometric, and personality research (Version 2.2.9)* [Computer software]. Northwestern University. <https://CRAN.R-project.org/package=psych>
- Shackel, B. (2009). Usability – context, framework, definition, design and evaluation. *Interacting with Computers*, 21(5–6), 339–346. <https://doi.org/10.1016/j.intcom.2009.04.007>



- Spitzer, L., Bosnjak, M., & Mueller, S. (2023a). *Code for: Testing the usability of the Psychological Research Preregistration-Quantitative (PRP-QUANT) Template*. PsychArchives. <https://doi.org/10.23668/psycharchives.12916>
- Spitzer, L., Bosnjak, M., & Mueller, S. (2023b). *Dataset for: Testing the usability of the Psychological Research Preregistration-Quantitative (PRP-QUANT) Template* [Data set]. PsychArchives. <https://doi.org/10.23668/psycharchives.12915>
- Spitzer, L., & Mueller, S. (2023). Registered report: Survey on attitudes and experiences regarding preregistration in psychological research. *PLOS ONE*, 18(3), e0281086. <https://doi.org/10.1371/journal.pone.0281086>
- Swaen, G. G., Teggeler, O., & van Amelsvoort, L. G. (2001). False positive outcomes and design characteristics in occupational cancer epidemiology studies. *International Journal of Epidemiology*, 30(5), 948–954. <https://doi.org/10.1093/ije/30.5.948>
- Van den Akker, O. R., Weston, S., Campbell, L., Chopik, B., Damian, R., Davis-Kean, P., Hall, A., Kosie, J., Kruse, E., Olsen, J., Ritchie, S., Valentine, K., Van 't Veer, A., & Bakker, M. (2021). Preregistration of secondary data analysis: A template and tutorial. *Meta-Psychology*, 5. <https://doi.org/10.15626/MP.2020.2625>
- van 't Veer, A. E., & Giner-Sorolla, R. (2016). Pre-registration in social psychology—a discussion and suggested template. *Journal of Experimental Social Psychology*, 67, 2–12. <https://doi.org/10.1016/j.jesp.2016.03.004>
- Venkatesh, Morris, Davis, & Davis. (2003). User acceptance of information technology: Toward a unified view. *MIS Quarterly*, 27(3), 425-478. <https://doi.org/10.2307/30036540>

- Venkatesh, V., Thong, J. Y. L., & Xu, X. (2016). Unified Theory of Acceptance and Use of Technology: A synthesis and the road ahead. *Journal of the Association for Information Systems*, 17(5), 328–376. Available at SSRN: <https://ssrn.com/abstract=2800121>
- Wei, T., & Simko, V. (2021). *R package “corrplot”: Visualization of a correlation matrix (Version 0.92)* [Computer software]. <https://github.com/taiyun/corrplot>
- Wickham, H., Averick, M., Bryan, J., Chang, W., McGowan, L. D., François, R., Golemund, G., Hayes, A., Henry, L., Hester, J., Kuhn, M., Pedersen, T. L., Miller, E., Bache, S. M., Müller, K., Ooms, J., Robinson, D., Seidel, D. P., Spinu, V., ... Yutani, H. (2019). Welcome to the tidyverse (Version 2.0.0) [Computer software]. *Journal of Open Source Software*, 4(43), 1686. <https://doi.org/10.21105/joss.01686>
- Wickham, H., & Bryan, J. (2022). *readxl: Read Excel files (Version 1.4.2)* [Computer software]. <https://CRAN.R-project.org/package=readxl>
- Williams, M. D., Rana, N. P., & Dwivedi, Y. K. (2015). The unified theory of acceptance and use of technology (UTAUT): A literature review. *Journal of Enterprise Information Management*, 28(3), 443–488. <https://doi.org/10.1108/JEIM-09-2014-0088>